




UTS NORTHERN SUBURBS ATHLETIC CLUB INC.



93RD ANNUAL REPORT 2020-2021

Contents Page

Organisation Chart	3
Coaches	4
Technical Officials (Active)	4
Life Members	4
President's Report	6
Secretary's Report	7
Membership Report	10
Treasurer's Report	11
UTS Northern Zone Weekly Competitions	14
Winter Northern Zone	15
We are the Champions	20
Janet Gets Life	21
Vale Ray Land and Ian White	23
Cross Country Championships	25
Other Summer Championships	26
NSW One Mile, 60m and Multi Event Championships	27
NSW Open Championships	28
NSW Junior Championships	29
NSW Masters Championships	31
NSW All Schools Championships	31
NSW Club Championships	33
Other Outstanding Performances	33
2021 Grass Games	34
2021 National Championships	37
Unisport Nationals	38
UTS Norths Foundation Report	41
Annual General Meeting Minutes	49
2020/21 Award Winners	52
Membership List	55
2020/21 Rankings	57
Club Records	73

Organisation Chart

PATRON

Gail Giles-Gidney (Mayor of
Willoughby City Council)

PRESIDENT

Ashley McMahon

VICE PRESIDENT

Maria Cimino

SECRETARY

Sally Richardson

TREASURER

Doug Barrett / Bart Steanes

COMMITTEE

Sam Colless

Jo Davis

Alec Diamond

Peter Douglas

Ross Douglas

Jack Edwards

Tim Heyes

Amanda Johnstone

Andy West

Photographs throughout the report were supplied by Izzy Thornton-Bott, Andy Burton, Maria Cimino, Athletics NSW, Unisport and others. Thank you to all for what they add to this report.

Coaches

Ron Bendall
Andy Burton
Maria Cimino
Alec Diamond
Ryan Dowling
Jack Edwards
Peter Farmer, Ph.D.
Penny Gillies

David Hudson
Mike Hurst
Ben Liddy
Renee Liddy
John Quinn
Sam Richardson
Bart Steanes
Paul Switzer

Technical Officials (Active)

Marc Ambat
Maria Cimino
Bronwyn Kelaher
Nancy Lloyd
Janet Naylor

Janet Nixon
Stuart Paterson
Sally Richardson
David Tarbotton

Life Members

Douglas Adamson
David Archbold
John Atterton (dec)
P Ballard
Doug Barrett
Ron Bendall
F Beresford
N Beresford
Jackie Bezuidenhout

Kieran Courtney
Toni Dickson
Peter Douglas
Ross Douglas
Mary Fien
Jennifer Frank (nee Lamy)
R Fredericks
Ruth Frith (dec)

Ray Frith (dec)
Penny Gillies
Brian Hamilton
Peter Hampshire
John H Hanman (dec)
N Hill
Clay Holton
E Hassell
Bev Jaye (dec)

Jennifer Jaye (dec)	E McGrosey	Michael Stark
Dominica Jenkins	Ashley McMahon	Angus Stewart
Karen Jones	Laurie Moore (dec)	W Suhan
Melissa Jones	Janet Naylor	Clay Tompkins
Warren Jones	Alan Nolan	Reg Taylor
David Lamy	Frank O'Brien	S Travers
S Lamy	Stuart Paterson	John Treloar (dec)
Ray Land (dec)	Michael Poirrier	W Treloar
Nancy Lloyd	Jack Pross (dec)	Jeff Walkley
Peter Lucas (dec)	Helen Searle	John Waller
George Lyne	Jim Seymon	Andy West
Andrew MacDonald	J Smith	Ian White (dec)
Ernest S Marks (dec)	R Smith	Col Wright
Jim McGrath	Kaye Smythe	Margaret Wrigley



Doug Barrett, David Archbold, Stuart Patterson, Angus Stewart, Janet Naylor, Ashley McMahon, Ron Bendall, Ross Douglas, Brian Hamilton & Peter Douglas

President's Report

By Ashley McMahon

This season we were able to achieve something that the majority of the world missed out on due to Covid. We could train and we could compete in the sport we are so passionate about.

My hope is that we continue to treasure each competition and never take it for granted again.

Quite a few things happened behind the scenes and just one of those is the new concrete slab for our throws cage. Many were involved in the project but I'd like to give a special thanks to **Andy West** for arranging the funding and for **Bart Steanes** who arranged the design and implementation.

We were able to offer financial assistance to our athletes that represented UTS Norths in Canberra, Brisbane and Melbourne. We continue to offer financial assistance to those aspiring to gain selection on the Olympic team.

I am so grateful to all our coaches. Your passion and dedication will often go unseen but every achievement your athletes receive will stay with them for their whole life. It's a special contribution that can never be taken away.

Thank you to all our coaches!

We now have a new end of season award. With such an impressive number of Under 14's who took the initiative to compete for UTS Norths as their senior club we have introduced the "**Sally Richardson**" trophy for best U14 in both the male and female division. **Sally** has a long legacy in little athletics and we are honoured that she has found her home in our committee. Her work supporting junior athletics is nothing short of amazing.

I can't thank the UTS Norths committee enough for their contribution throughout the year. It's a commitment driven by the desire that all athletes have every opportunity to achieve their goals regardless of age, ability or how big they dare to dream.

There are also a number of equally passionate individuals who serve and support our club in various capacities. **Janet Naylor** and **Stuart Patterson** attended every Northern Zone to both compete and help run the event. **Ron Bendall** is not only an amazing coach but you'll find is the major contributor to this annual report. **Ron** also maintains the club records and is writing a book on the history of our club.

There were so many amazing performances that I'll let you discover for yourself in the following pages of the 2020/21 Annual Report.

Secretary's Report

By Sally Richardson

2020/2021 - my second season as Secretary of the club, and no less eventful than the first!

After a Covid-enforced delay, we were finally able to conduct our AGM on Sunday 2 August 2020 – outdoors and with limited attendance to comply with the Covid-19 restrictions in place at the time. Nonetheless we had a good turn out and were again able to elect a strong Committee with a varied range of talents to steer the Club through its 93rd season.

We welcomed back some familiar faces but were also fortunate to welcome some young new athletes to the Committee to help keep the thought processes relevant and current.

Unfortunately, again due to Covid restrictions we were unable to hold our usual end of season awards dinner, but we were able to acknowledge our winners and present them with their trophies immediately following the AGM at Rotary Field on 2 August. These very worth winners were listed in last year's annual report, and some photos of them with their trophies are scattered through this book.

Despite the uncertainty of the current time, and in the face of continually changing Covid restrictions, the

club was once again able to continue successfully. The two winter Northern Zone meets in 2020 were very well attended, and the summer Northern Zone competition got underway in September as usual, albeit slightly restricted by covid protocols.

In order to ensure easy contact tracing, we were required to use the NSW online Registration System to take entries for the summer competition which proved very successful and the introduction of payment by credit card – due to the no cash Covid requirement – was easy to manage and popular with most.

We purchased and began using Square Pay for this purpose, as well as for uniform sales and limited canteen sales at the Grass Games, which has been welcomed by most members.

Our relationship with Willoughby City Council continues and grows and we were delighted that the "Master Plan" formulated by the three clubs who utilise Rotary Athletics Field received approval at the October 2020 Council Meeting.

Council completed the upgrade to the lighting at Rotary Field, which, while significantly increasing our annual hire costs, has been welcomed and appreciated by all who use the ground to train, particularly in the winter months.

Council have also recently installed an additional drinking water station

at the ground, with plans for two more in the coming months.

We again thank everyone at Willoughby Council for their continued help and assistance, with special mention to our Club Patron, Mayor Gail Giles-Gidney, who once again supported us throughout the season.

After several 'false starts' we were finally able to host the Grass Games at Rotary Field on 10 April 2021. To comply with Covid monitoring requirements, registrations and entry fees were taken online through the ANSW RevSport system which was very successful. We had 90 individual entries for 255 events, with 79 athletes actually competing on the day.

Again, we were able to attract some very high calibre NSW Officials, who we thank for their assistance in the successful running of the event, and I would particularly like to thank Janet Naylor for her guidance and support in the lead up to the event and for her excellent discharging of the responsibility of both announcer and Carnival Manager on the day. We also thank Club Patron, Mayor Gail Giles-Gidney for joining us again to present the medals and awards.

As reported later in this book, Northern Zone was able to continue for most of the season, while observing strict Covid protocols which everyone adapted to very well. I would like to thank the membership in general for

their cooperation in following check in guidelines and Covid safety practices while attending.

At the end of 2020, the committee reluctantly accepted the resignation of long-standing Treasurer Doug Barrett, who has relocated to Canberra to be closer to his family. Not only was Doug an invaluable asset to the Committee, keeping everyone in check with spending and making sure the club always remained financially strong, he was an integral part of the organisation of Northern Zone Saturday competitions for many years, and in every respect, he is and will continue to be, greatly missed. Good Luck in Canberra, Doug.

The committee farewelled Doug at a small, socially distanced, presentation at Northern zone on 9 January 2021.



At the April 2021 Meeting of the Committee, Maria Cimino proposed that Andy West be awarded Life Membership of the Club – a proposal

unanimously and enthusiastically supported by everyone - Congratulations Andy!

In conclusion, I would like to again acknowledge and thank all my fellow Committee Members for their hard work and commitment to the club; for their support and assistance to me in the role of Secretary, and their efforts to ensure the continued success of UTS Northern Suburbs Athletic Club. Looking forward to more successes in the coming seasons.

Sally Richardson
Secretary



Membership Report

By Ross Douglas

A full membership list can be found on pages 54 & 55 of this report.

Our membership for the year was 349, a slight fall on the previous year number of 412 but still a very solid number.

The number of dual registrations last year of 156 was inflated as many of those Little Athletic registrations were automatically registered in the Dual category and had no involvement with our Club.

Also Covid obviously affected the number of registrations.

A break-up of membership categories is as follows:

Age group	Number
Volunteers	3
Community	26
Concession	81
Dual	87
Officials	3
Open	149
TOTAL	349

Some other details regarding our members:

- Oldest registered member is 86 years of age.
- Youngest registered member is just 7 years of age.
- Gender- 194 males and 155 females



Treasurer's Report

By Douglas Barrett / Bart Steanes

The Financial Reports for the year ending 31 March 2020 follow, and show:

UTS Northern Suburbs Athletic Club ("Club"): Operating Profit for the year \$17124.21 and Net Assets at the end of the year \$127044.33;

UTS Norths Sports Scholarship Trust ("Trust"): Operating profit for the year \$2394.44 and Net Assets at the end of the year \$47,758.91.

The Club is the main operating body for members, while the Trust is a separate entity to contain donations and subsidies for specific athletic purposes. Other than \$600 donated for other purposes, all of the Trust funds have been provided by ActivateUTS for the benefit of the athletes in the UTS Elite Athlete Program.

During the year the Club completed construction of a slab under the throws cage at Rotary Athletics Field, at a cost of approximately \$35k, \$33k of which was covered by grants facilitated by past president Andy West. These grants were Federal Stronger Communities Program Round 4 (\$18k received) and NSW Community Building Partnership (\$15k received).

Towards the end of 2020 our long serving treasurer Doug Barrett moved to Canberra, he was replaced

by Bart Steanes. Doug's service to the club over many years has been invaluable and we thank him for it.

As a result of the effects of Covid, (reduced activity lead to reduced expenses) the club has returned a surplus this year of \$17,124. There was only marginally lower income for the 2020/21 year of \$49,412 compared to \$51,883 in 2019/2020. There were savings in the expenses of \$23,452 compared to last financial year. The major savings of \$12,311 was in Field Hire due to suspension of winter field hire fees due to COVID from Willoughby City Council. We thank WCC for their support during this difficult year.

As such both the Club and the Trust are in sound financial positions, with reasonable net assets. I believe the committee manages the funds responsibly for the benefit of its members. Ongoing financial prudence is required to ensure the club operates within its financial capacities over the medium to long term.



UTS Northern Suburbs Athletics Club ABN 64991842424
Accounts at 31st March 2021

	2021	2020
Income		
Annual Registrations – UTN (Note1)	\$12,636	\$11,297
Northern Zone Fees	\$4,419	\$4,711
Grass Games Entry Fees	\$0	\$600
Uniform Sales	\$3,917	\$3,385
Donations	\$0	\$0
Fund Raising Income	\$0	\$0
UTS Partnership Grant	\$25,000	\$25,000
Equipment Hire		\$0
Interest Received	\$820	\$1,189
Grants & Subsidies	\$1,000	\$0
Misc income	\$1,620	\$0
Canteen	\$0	\$91
Annual Dinner	\$0	\$5,382
ANSW Dinner	\$0	\$230
Total Income	\$49,412	\$51,883
Expenses		
ANSW Registrations	\$0	\$0
ANSW Club Subsidised Regos	\$1,900	\$3,637
ANSW Affiliation & Insurance	\$1,725	\$1,724
Event Entry Fees	\$1,350	\$3,830
Field Hire	\$9,470	\$21,781
Uniform Purchases	\$2,910	\$2,548
Printing & Stationery	\$94	\$25
Postage & Telephone	\$346	\$646
Club Website	\$1,027	\$0
Marketing Expenses	\$0	\$0
Computer Software	\$35	\$0
Equipment Purchases (Note2)	\$6,590	\$4,589
Equipment Hire	\$0	\$131
Repairs & Maintenance	\$447	\$1,182
Trophies	\$2,521	\$3,089
Awards	\$35	\$500
Fare Subsidies	\$1,800	\$1,136
Coaching	\$0	\$0
Social - Annual Dinner	\$0	\$6,383
Social - Other	\$956	\$1,180
AGM Expenses	\$1,053	\$2,123
Misc Membership Expenses	\$0	\$407
Bank Charges	\$30	\$0
Online ANSW Admin Fees	\$0	\$307
Legal - Annual Return Fee	\$0	\$75
Donations	\$0	\$0
Grass Games Expense	\$0	\$448
Total Expenses	\$32,288	\$55,739
Net Profit/(Loss)	\$17,124	(\$3,856)

Note1: The amount shown as Annual Registrations is the net income to the Club after payment of registration fees to Athletics NSW

Note2: As a non profit organisation the accounting method used by the Club is a cash basis. Equipment purchases are written off in the year of purchase

UTS Northern Suburbs Athletics Club ABN 64991842424

	March 2021	March 2020
Assets		
St George Account 155286592	\$12,152	\$ 22,306.84
St George Account – card	\$34	
Macquarie Cash Management A/C	\$40,410	\$ 20,692.53
Macquarie Term Deposit	\$76,475	\$ 75,665.75
Cash on Hand – SR	\$75	\$40
Uniforms Stock	\$5,858	\$ 6,215.00
Total Assets	\$135,004	\$124,920
Liabilities		
Sundry Creditors	\$7,959	\$15,000
Total Liabilities	\$7,959	\$15,000
Equity		
Accumulated Funds	\$109,920	\$113,776
Operating Surplus / (Deficit)	\$17,124	(\$3,856)
Total Equity	\$127,044	\$109,920

UTS Northern Suburbs Sports Scholarship Trust

Profit and Loss as at 31/3/2021	2021	2020
Income		
UTS Elite Athlete Subsidy	\$3,000.00	\$20,000.00
Interest Received	\$2.87	\$39.60
Total Income	\$3,002.87	\$20,039.60
Expenses		
Fare subsidy	\$0.00	\$600.00
Uniforms EAP Subsidised	\$0.00	\$200.00
Registrations EAP Subsidised	\$217.55	\$4,574.42
Registrations UTS Students	\$0.00	
Reward and Recognition	\$150.00	\$7,212.45
International Bonus	\$0.00	\$6,250.00
Computer Software	\$0.00	\$105.00
EAP Social	\$0.00	\$910.00
Miscellaneous	\$100.00	
Total Expenses	\$467.55	\$19,851.87
Net Profit/(Loss)	\$2,535.32	\$187.73

UTS Northern Suburbs Sports Scholarship Trust

Balance Sheet 31/3/2021	2021	2020
Assets		
St George Account 413220052	\$ 47,998.91	\$ 45,363.59
Total Assets	\$ 47,998.91	\$ 45,363.59
Liabilities		
Sundry Creditors	\$ 100.00	
Total Liabilities	\$ 100.00	-
Equity		
Accumulated Funds	\$ 45,363.59	\$ 45,175.86
Operating Surplus / (Deficit)	\$ 2,535.32	\$187.73
Total Equity	\$ 47,898.91	\$ 45,363.59

UTS Northern Zone Weekly Competitions

By Peter Douglas

2020-21 was a challenging season for UTS Norths due to Covid-19. However, thanks to some hardworking committee members, particularly Sally Richardson, we were able to start our competition at the usual time in mid-September. Every athlete had to enter online and comply with the Covid protocols such as the QR check in, temperature checks etc.

Covid-19 affected the last part of the 2019-20 season where we had to cancel our last two meets in April. Fortunately, we dodged the worst part of Covid and we were able to commence our new season on 22nd September. We completed 20 out of the scheduled 22 meets - we had to cancel the meet on 19th December due to the Covid breakout on the Northern Beaches. Despite a fairly wet summer, we didn't miss any meets until the very last meet which was the trophy presentation day on 20th March (it rained all day). However, the trophy presentations still took place (see later).

This competition fills an important place in community athletics allowing our masters athletes and younger members to compete under less stressful conditions. Northern Zone is

the longest running zone competition in Sydney and has been going since 1972.

The average attendance showed a pleasing increase to 50 compared with 42 last season. The increase was due to better promotion of our meets on the ANSW calendar plus there was not a lot of other competition available apart from meets at venues such as Bankstown, Campbelltown and Illawong. We had many "first timers" who welcomed the opportunity for competition.

As previously mentioned, the trophy presentation day took place on 20th March. The main trophy (a perpetual one) was the Casa Williams trophy for best service to the Northern Zone competition. It was awarded to Sally Richardson. Sally, our club secretary, did a magnificent job behind the scenes in setting up a Covid-19 plan for the club to enable us to run the Northern Zone competition. She also set up all of the necessary protocols such as the online entries, temperature checks, sanitisers etc. Sally was on the desk to check in the athletes before they commenced their competition. She was there from 12.15pm most Saturdays during the season. This trophy dates back to the 1980's and was donated by Heather and Brian Williams who were ground managers for Northern Zone for over a decade.

Trophies

Trophy points score winners for 2020-21 were:

Women 50+: Jenny Schell 1, Janet Naylor 2, Jenna Ryan 3;

Women 60+: Ellena Cubban 1, Jillian Senior 2, Deborah Drennan 3;

Women 70+: Roz Wolfers 1;

Men under 14: Alexander Kirievsky;

Men 40+ Anatoly Kirievsky 1, EJ Davie 2;

Men 50+ Lindsay Scholle 1, Brad Sharpe 2;

Men 60+ Doug Barrett 1, Vic Ramondetta 2, Trevor Young 3;

Men 70+ Graham Allomes 1, Noel Wright 2;

Men 80+ Nick Bastas 1, Ron Wills 2, Jim Seymon 3.


Northern Zone would not happen without the valued work of our volunteers. The Committee would again like to thank Nancy Lloyd for her good work at Northern Zone and in particular, the processing of all the results each week for uploading onto the club's website. Thank you to Sam Colless who not only helped out with the Covid check-ins but also organised many UTS EAP athletes to attend and officiate at many meets during the season. Thank you also to


the many other volunteers including Janet Naylor, Stuart Paterson, Maria Cimino, Ross Douglas, Jo Davis, Jim Seymon, Brian Hamilton, Angus Stewart, Ron Wills, Vilas Gravitis, Anatoly Kirievsky, Gavin Murray, Noel Wright, Brad Sharpe and many others.





Winter Northern Zone

Despite Covid-19, we still managed to conduct two very successful Northern Zone meets in July and August 2020. Apart from track events and some jumps, it was decided to conduct Throws Permit events including a Throws Pentathlon. This created a big response from the throwers. We had a total of 68 on 25th July and 87 on 15th August. We were planning one more meet on 29th August but that had to be cancelled due to tightening Covid protocols. We are planning to hold four meets during the coming winter.









We are the Champions

By Ron Bendall

With the Covid pandemic in full swing there were no awards ceremonies at the end of the 2019-20 season. Handing out of awards was delayed but when it became inevitable Covid was here for the foreseeable future Athletics NSW and Athletics Australia announced the winners with UTS Norths figuring prominently. It was too late to include them in last year's report so for the records, here are the winners.

The judges said the Athletics NSW Champion Club of the Year was a very close battle between UTS Norths and our age-old rivals Sydney University. In recent years, Sydney University, on the strength of its number of athletes selected on national teams, had been a comfortable winner, but in 2019/20, UTS Norths not just challenged them, but claimed the title.

The judges said they considered three areas. In the national team representation tally at the World Championships, World Para-Athletics Championships, World University Games and Global Games, UTS Norths was slightly ahead with one more athlete in the green and gold.

The clubs were generally equal in the Winter Trophy and number of open championships, but UTS Norths

streaked ahead in the Treloar Shield and the number of Club Championship winning divisions. A final examination of officials provided, hosting of meets and number of registered members (UTN 403, SYU 134), sealed the victory for UTS Norths.

For the third consecutive year **Ed Goddard** was named Athletics NSW male cross country runner of the year. Goddard claimed his title with two wins and a second from three starts. He comfortably beat Harrison Wade (SYU) and Ben St Lawrence (RCR).

World Championships semi-finalists **Bendere Oboya** was awarded Athletics NSW's junior female athlete of the year trophy. Oboya claimed the title over Doha World Championships teammate and fellow UTS Norths athlete **Carly Thomas**. Achieving a Tokyo Olympic qualifier of 51.21 and making the semi-final in Doha was an amazing achievement by 19-year-old Oboya. She was the highest placed junior in the event with her 13th overall finish.

Athletics NSW's Award as the Most Outstanding Female Athlete of the year went to Jessica Hull. To win the award Hull had to overcome a very strong field including **Oboya** who was also named Athletics NSW's sprinter of the year. To win that award, Bendere edged an enormous field of contenders, including UTS Norths' World Uni Games relay med-

allist and 400m finalist **Bella O'Grady** and former UTS Norths hurdler **Liz Clay** who won the People's Choice Award as athlete of the year.

Athletics Australia's distance/cross country and road running award also went to Jessica Hull who beat an international class field including UTS Norths World Championships teammates **Carley Thomas** and **Georgia Winkcup** who also had strong seasons.

The Masters Male Athlete of the Year was a close battle with Ernie Leseberg taking the title. The Gosford sprinter won the title ahead of a number of terrific masters athletes including UTS Norths President **Ashley McMahon**.

It was no surprise that **Bendere Oboya** also won Athletics Australia's Junior Female Athlete of the Year award. Athletics Australia's Junior Athlete Coach of the Year award was claimed by UTS Norths' **Penny Gillies**. Her large squad of national and international stars, along with rising talent included **Bella O'Grady** and **Carley Thomas**.

Janet Gets Life

By Ron Bendall

Life Membership of Athletics NSW was awarded to **Janet Nixon** who has very strong connections to UTS

Norths. There are few harder workers for athletics in NSW than Janet and life membership was a long overdue recognition.

Nixon follows in the footsteps of her family who have for generations been technical officials. She is the third member of her family to be awarded Athletics NSW Life Membership, following her grandfather Ray White and father **Ian White**, a former UTS Norths acting president and long term vice president. Ray was a former treasurer of Athletics NSW and wrote the history of the association, while Ian was an official and board member at Athletics NSW for nearly 60 years. Janet, her mother **Ann** (who was also a technical official), brothers **Brian, Adrian and Chris** (who holds several UTS Norths' steeplechase records) and her two sons **Adam and Fraser** were all members of UTS Norths at various stages.

Writing on the Athletics NSW website, David Tarbotton and Brian Roe said:

"Janet first served as a basket handler at the 1982 Commonwealth Games, carrying the bags for gold medallist Raelene Boyle, and has become one of the most respected photo finish judges in the world, volunteering internationally for over 24 years, since the 1996 World Juniors in Sydney. In 1994 she became a qualified national technical official

and before she was 30 was the nationally appointed photo finish judge at the 1996 World Juniors. She held the same role at the 2000 Sydney Olympics and the next month was the chief at the Paralympic Games.

"A keen hurdler and cross country athlete, Nixon studied engineering and science at Sydney University. While a university undergraduate she was asked to assist with some technical issues with the photo finish equipment at ES Marks Field. She was soon involved heavily and since the '90s Nixon has volunteered extensively at NSW grass roots, school competitions, interclub, state championships; only broken by a few stints outside of the state, in Brisbane, Geelong and Scotland, with her family when her husband's job was relocated. However, she still regularly returned to Sydney to officiate, and at the nationals as well as officiating locally to her. Her commitment to the task is as strong at a local meet as it is for a major international championship. Follow-up work from a state cross country can require her spending many hours or days matching a 'chip' time to a missing athlete. Like her father Ian, she will constantly consider the issue from an athletes' view.

"In the '90s when Nixon first became involved photo finish meant processing film after the race finished which took some minutes for the of-

ficial results to become available. As digital cameras replaced film, camera places could be judged on a digital picture within seconds of the race being completed. Places, times, and pictures can now be displayed on suitable display boards faster than timekeepers and judges can record their observation on a pads of paper. A feature of Nixon and her teams have been their ability to post times to the scoreboard within seconds. They have also gone the extra mile by producing, for the endurance events, complete lap times for every competitor – an outstanding service.

Mentored by South Australia's Ian Boswell, Nixon has been a mentor to so many in NSW for over two decades. She has an outstanding commitment to sharing her knowledge and skills with others, especially younger officials, realising that her area of interest and expertise is one which might be attractive to those looking for a reason to make a long term commitment to athletics.

"Her major international appointments over the last 20 years have been extensive, including: Olympics – 2000, 2004, 2016; Paralympics – 2000, 2008; IAAF World Championships – 2011, 2015, 2019; IPC World Championships – 2011, 2015, 2019; Commonwealth Games – 2006, 2014, 2018; World Indoors – 2018; Goodwill Games – 2001; IAAF Grand prix Final – 2001; Youth Olympics –

2010, 2018; and World Juniors – 1996, 2008. – tired from all athletics commitments in 1995.

“Nixon’s first international appointment as a photo finish judge was in 1991 at the World Speed Skating championships in Sydney, where Steven Bradbury was a competitor.

“Janet Nixon is a solution-finder, a skill that has proven invaluable on many occasions during meets of all levels when the unexpected occurs or equipment or services fail.

“Her commitment and contribution to the competition pathway; school, club, state, national and international athletics, has been extensive and of the highest quality - always being prepared to donate her vast skills and professional expertise to her sport.”

Vale Ray Land and Ian White

By Ron Bendall

A champion sprinter of the 1950s, Melbourne Olympian **Ray Land**, joined our club in 1957 after moving from the Western Suburbs to Epping and marrying his wife Del in 1960. Ray went on to give Norths great service as an athlete, coach, official and administrator. He was North's President from 1989 to 1993 and treasurer from 1961 to 1971. He re-

Raymond Charles Land was born on November 14, 1930, and contested the men’s 100m at the Melbourne Games, making it into the quarter-finals. He was the 230th athlete to represent Australia at the Olympics and is a life member of Athletics NSW.

In 1972 Ray was appointed Chief Marshall of the City to Surf race. Long term UTS Norths official **Peter Douglas** recalls Ray perched up in a cherry picker at the intersection of College and Park Streets as he prepared to send thousands of fun runners on their way to Bondi Beach. From here he would instruct the Lord Mayor when to fire the starter’s gun. **Ian White, Peter Lucas** and **John Waller** were among the many Norths’ officials who worked on the early City Surf races.

The Ray Land Trophy is presented each year to the Most Improved Under 18 Years Male Athlete . A UTS Norths life member, Ray died at a



Central Coast retirement village on May 14, 2020, aged 89 years.

One of UTS Norths' greatest servants **Ian White** has died on 29 May 2021 after suffering from Alzheimer's Disease in the latter stages of his life.

Ian was vice president of UTS Norths for eight years from 1996 to 2004 and in the 1998-99 season he stepped in as acting president for six months when the incumbent **Tim Heazlewood** moved to Queensland.

Like his father Ray, Ian was a life member of Athletics NSW, receiving the honour in 1997. He enjoyed a long career as an athlete, coach, official and administrator. A national level hurdler, he was involved with UTS Norths from the early 1960s and coached hurdles on Sunday mornings for 10 years.

Wearing his trademark white wide-



brimmed sailcloth hat, he was a regular official at Athletics NSW competitions and national championships for almost 60 years. Ian received the

Australian Sports Medal in 2000 and in 2006 he received the Athletics NSW's President's Award for Special Recognition.

Ian's career officiating at international events began in 1977 at the Pacific conference Games where he was the wind gauge operator, a role he also had at the 1982 Commonwealth Games in Brisbane. In 1988 he was a track judge at the 1985 IAAF World Cup in Canberra. He was the Technical Information Manager at the 1996 World Junior Championships in Sydney and filled the same role at the 2000 Olympics and Paralympics and the 1986 Melbourne Commonwealth Games.

UTS Norths Past president Ron Bendall was one of many who paid tribute to Ian.

"During my six years as UTS Norths President, I relied heavily on Ian's wise counsel," Ron said on learning of Ian's death. "Ian loved to talk about athletics. When most people phone you to discuss something they ask 'Have you got a spare five minutes?' Ian used to ask 'Have you got a spare half hour to chat?' And it was always time well spent.

"One day I was giving him a lift to a competition at Mingara. We got so involved talking about athletics that I missed the Wyong Rd turn-off and we were well on our way to Newcastle before we realised it. "I always

loved Ian's sense of humour. Long after I had stepped down as club president, Ian still called me Mr President. He said he was following then US tradition where Americans always addressed all past presidents as Mr President.

"As an official, Ian was always sensible. I remember one time when a 400m runner I coached Oliver Holland stepped on the inside line during a race. Ian was the track referee but instead of disqualifying him, he gave Ollie a warning and told him not to claim his time as a PB because he had not run the full distance. I thought it was an excellent way to encourage a young athlete and keep him in the sport and an example for other officials to follow. After that Ollie was always conscious not to infringe and ran a genuine PB in his next race.

"My sincerest condolences and best wishes to Ian's family."

Everyone at UTS Norths extends their sincerest condolences to the families of both Ray and Ian.

Cross Country Championships

By Ron Bendall

The first post-Covid competition was the NSW Short Course Cross Country

Championships held at Dapto in July and the first UTS Norths athlete to cross the finish line was **Charlotte O'Dowd** who took out the under 13 years girls 2km title.

"I haven't raced in so long it is so good to get back and feel the adrenalin," Charlotte said.

Thirteen-year-old **Sarah Baker** stepped up an age group to take the under 15 years girls 3km.

"I just had to run as hard as I could as I only had a little bit left," said Sarah who clocked 10:53. "It was a good race and fun running with the older girls and just seeing how fast I could run after being in isolation."

Imogen Gardiner was a surprise winner of the under 20 years women's 4km title, beating Youth Olympic Games medallist Jaylah Hancock-Cameron of Bankstown

"I've really benefited from this COVID-19 period," **Gardiner**, a Year 12 student who had been studying from home for the past four months, told Athletics NSW's David Tarbotton. "I really concentrated on strength and recovery as I had more time. I hadn't run this course before and really enjoyed it. We went through a fairly slow first km and I was feeling pretty good and I thought I'd gap them when I could." **Gardiner** went on to clock 13:48, with **Hancock-Cameron** second in 13:59.

Other UTS Norths winners included **Mali Lovell** who won the 2km cham-

pionship for Para athletes over the age of 14 years and **Deborah Drennan** who won the women's 60-64 years 4km title.

UTS North's combination of **Ed Goddard** (seventh), Charlie Doherty (10th), Liam Gorman (15th) and Max Mahon (18th) finished fourth in the open men's teams championship.

Ed Goddard was second in the open men's 10km championship at the NSW Cross Country titles which were held in October and also at Dapto.

Rosie Fordham also claimed a silver medal, finishing second in the under 20 years 6km championship.

NSW 10km, 5km, 3km Championships and Albie Thomas Mile

Ed Goddard started the track season in fine style, taking out the open men's NSW 10,000m Championship at Bankstown in October.

Other Summer Championships

By Ron Bendall

And at the NSW 3000m Championships at SOPAC the following month, **Kate Spencer** ran her fastest time in six years to finish fourth in the open women's title. Her time of 9min:15.81sec was a UTS Norths club record. Nineteen-year-old **Abbey Rockliff** finished eighth in the smart time of 9min:23.30sec.

Kate continued her good form at the NSW 5000m Championships at SOPAC in February, taking the open women's title in convincing fashion with a 68 second last lap finishing burst. It was Kate's second win in the race, having won it previously in 2014. Once again **Imogen Gardiner** excelled, finishing fourth in quick time.



It was a big night for UTS Norths coach **Ben Liddy** who mentors Spencer. Earlier in the evening his charges **Izzy Thornton-Bott** and 17-year-old **Nicola Hogg** went one-two in the 1500m, with Thornton-Bott clocking 4:22.73 and Hogg a four seconds PB time of 4:22.90.

At the Albie Thomas Mile meet at Bankstown in December, **Imogen Gardiner**, set a UTS Norths record when she ran the fifth fastest mile of all time by an under 20 years Australian woman. Her time of 4min:39.23 moved her into elite company

NSW One Mile, 60m and Multi Event Championships

By Ron Bendall

Kate Spencer and **Izzy Thornton-Bott** started the New Year well, finishing first and second in the NSW Open Women's One Mile Championship at the Illawarra Track classic at Wollongong.

UTS North's other winner on the day was **Andres Hampel** in the under NSW 14 years boys 60m Championship.

Chloe Davis won her second successive NSW Open Women's Hep-tathlon Championship at Camp-

belltown in January. Chloe was a comfortable winner with a very strong second day of competition.

Ella Kosta won the under 20 years women's championship with a tremendous score of 4408 points – a 78 points personal best. Ella excelled in the high jump, long jump and hurdles.

Cora Patriarca was a comfortable winner of the women's 30+ years pentathlon, with fine performances in the long jump and javelin.

Jo Davis won her first State championship when she took out the women's 40+ years pentathlon and set a UTS Norths club record to boot. Jo won the championship when she took out the 800m impressively to overhaul the early competition leader.

Zoran Novicic followed Jo's example and also zoomed past the early competition leader in the 800m to take out the men's 60+ years pentathlon. Zoran was also impressive in the discus.

NSW Open Championships


By Ron Bendall

Veteran athletics watcher and former UTS Norths 400m hurdles record holder **David Tarbotton** ranks this year's NSW Championships as possibly the best ever.

And he rated the last event as probably the highlight. UTS Norths' teenage prodigy **Bendere Oboya** clocked 51.61s to win the women's 400m, a time only one Australian woman has bettered in this country in the last 12 years. Oboya just missed the Olympic qualifying standard, which she had already achieved at the Doha World Championships.

In the ambulant sprints UTS Norths' **Mali Lovell** made significant progress towards Paralympic qualification, running personal best times of 15.56s in the 100m and 32.02s in the 200m, finishing second in both events. Her 200m time was not far off the T36 200m Paralympic B standard of 31.60s.

There was some outstanding high jumping from UTS Norths juniors **Erin Shaw**, who cleared 1.79m to claim the silver medal behind Australian record holder Nicola McDermott, and **Darcey Holmes** who jumped 2.10m to also win the silver medal, finishing behind Olympian Brandon Starc.



Dom Panozzo, 18, just missed a World Under 20 Years Championship qualifier, taking the bronze medal in the men's 400m hurdles, while club mate **Mark Fokas** won his first senior state title in the same event, also running a PB of 51.87.

In the women's 1500m there were PBs galore led by in-form **Izzy Thornton-Bott** winning the championship in 4:17.33 (3.28 sec PB) from Sydney Uni's Holly Campbell and Izzy's 17-year-old training partner **Nicola Hogg**, 4:18.26. Hogg's time of 4min:18.26 was a 4.75 seconds PB and a World U20 Championships qualifier.

Emmanuel Fakiye and **Desleigh Owasu** took out the men's and women's triple jump double for UTS

Norths while other gold medallists were **Tim Heyes** in the men's hammer throw, **William Freyer** in the open men's long jump and **Nickolai Simmons** in the open men's pole vault.

NSW Junior Championships

By Ron Bendall

At the NSW Junior championship our youngsters put in some impressive performances, none more so than **Sienna Bond**, **Sarah Baker**, **Sybella Warton** and **Isla Gillespie** who all won two gold medals each.

In the under 17 years girls 100m hurdles **Sienna Bond** ran a quick 14.17 to win by just 0.01 second. She later won the long jump with a leap of 5.81m to claim her second gold medal of the championships.

Isla Gillespie won her gold medals in the under 17 years ambulant javelin and long jump competitions.

Sybella Warton took out the under 15 years ambulant 400m and 200m.

After two great battles, **Sarah Baker** won the under 15 years distance double, winning the 1500m in 4:37.27 and the 3000m in 10:05.99, the latter race in wet and windy conditions.



And in the under 20 years 3000m, **Imogen Gardiner** ran a quick 9:39.45 3000m in the wet conditions while his brother **Cadel Holmes** won the under 14 years boys high jump.

In the under 14 years boys 90m hurdles, **Andres Hampel** ran a personal best time to win by the final by more than two seconds in the very good time of 13.58s. He also finished third in the 100m. **Mali Lovell** ran well in the para ambulant sprints, finishing second in the under 20 years women's 100m and 200m with times of 15.75 seconds and 32.83 seconds, as she edged towards her Tokyo standards.

An athlete to watch in the future is 12-year-old **Erin Blayney** who was the fastest runner and set a club record in the heats of the under 14 years girls 80m hurdles. Unfortunately Erin fell when she looked to have the final at her mercy. In a high quality under 20 years women's 100m, UTS Norths **Morgan Kelahe** ran under 12 seconds for the first time in her career to grab the silver medal in 11.94s.

Another hurdler **Georgia Fichardt** overcame a strong field in the under 18 years women's 100m hurdles to win in the excellent winning time of 14.02. Other gold medallists were **Nicolette Donofrio** in the under 20 years women's 100m hurdles; **Catherine Mikan**, under 14 years girls triple jump; **Will Colman**, under 20 years men's 3000m steeplechase; **Dylan Charlier**, under 18 years boys 400m hurdles; **Bella Guthrie**, under 20 years women's 400m hurdles; **Eva Bates**, under 17 years girls 400m hurdles; **Ethan Quintana**, under 18 years boys 200m; **Grace Townsend**, under 14 years girls high jump; **John Hunter**, under 20 years men's discus; and **Nicole Robertson**, under 20 years women's ambulant shot put.

Olivia Inkster narrowly won the under 17 years 400m in 56.35s and was unlucky not to grab her second World Under 20 years championships qualifier in the 200m. Running into a strong wind in the rain, she finished second to Sutherland's Emma Lee in the brilliant time of 24.79 seconds.

Dom Panozzo won the under 20 years men's 400m hurdles in 54.44 seconds and finished third in the 400m in 48.44 seconds to push his claims for a place in the World Under 20 Years Championships 4x400m relay squad.

The Holmes brothers were at it again. **Darcy Holmes** won the un-

UTS Norths athletes won 25 gold medals at the championships.

NSW Masters Championships

By Ron Bendall

Competing in atrocious conditions, our old and bold excelled themselves at the NSW Masters Championships, winning 58 gold medals.

Star of the show was **Nick Bastas** who won 11 gold medals in the men's 80-84 years age category.

He won the 60m, 100m, 200m, javelin, shot put, hammer throw, weight throw, discus, long jump, triple jump and high jump.

Other gold medallists were: **Michael Johnson** (5), men's 85-89 years 60m, 100m, 200m, 400m and discus; **Helena Smith** (4), women's 30-34 years discus, shot put, hammer throw and weight throw; **Maria Cimino** (3), women's 46-49 years triple jump, weight throw and hammer throw; **Kathleen Cook** (3), women's 80-94 60m, 100m and 200m; **Zoran Novicic** (3), men's 60-64 years 100m hurdles, long jump and triple jump; **Vic Ramondetta** (3), men's 65-69 years 200m, 400m and 300m hurdles; **Caroline Layt** (3), women's 50-59 years shot put, weight throw and hammer throw; **Paul Trainor** (2), men's 55-59 years 800m and 1500m; **Kylie Strong** (2), women's 50-54 years 60m and 100m; **Bridget Oakley**

(2), 45-49 years 200m and 400m; **Deborah Drennan** (2), women's 60-64 years 400m and 800m; **Brad Sharpe** (2), men's 60-64 years 800m and 2000m steeplechase; **Tim McGrath** (2), men's 55-59 years long jump and high jump; **Robert Archer** (2), men's 70-74 years discus and shot put; **Ken Elias** (1), men's 30-35 years long jump; **Janet Naylor** (1), women's 50-54 years 300m hurdles; **Cora Patriarca** (1), women's 30-34 years javelin; **Antoinette Woodward** (1), women's 60-64 years 5000m walk; **Jim Seymon** (1), men's 80-84 years 5000m walk; **David Donnelley** (1), men's 75-79 years 100m; and **Trevor Young** (1), men's 60-64 years 400m.

NSW All Schools Championships

By Ron Bendall

Emily Smith got the NSW All Schools championships off to a cracking start with an outstanding win in the 16 years girls 400m hurdles. She ran the third fastest time in the event's history, only better by world champion Jana Pittman and world championship semi finalist Sarah Carli.

Dominic Panozzo claimed the first meet record of the championships,

taking the 17 years boys 400m hurdles. Dominic won by more than two seconds to break the record held by former UTS Norths runner Bryce Collins.

Bella Guthrie also put in a fine performance over 400m hurdles, winning the 17 years girls event in quick time. And **Dylan Charlier** maintained UTS North's Dominance of the 400m hurdles, taking out the 16 years boys title.

Georgia Fichardt also claimed a meet record in the 16 years 100m hurdles. She just missed the record in her heat but made a bird of it in the final, clocking 13.86s to claim gold.

High jumper **Erin Shaw** continued her meteoric rise, smashing her previous best of 1.77m to claim the 16 years girls high jump with a leap of 1.80m.

Darcy Holmes put in an excellent performance to claim the 16 years boys high jump. On his way to a personal best of 2.08m and the gold medal, he cleared every height at his first attempt. Darcy's younger brother **Cadel Holmes** made it a family double, taking out the 12 years boys' high jump.

It was a busy championship for **Grace Townsend** who won an extraordinary seven medals. She won the 12 years girls 400m, long jump

and high jump and also placed in the 200m, 800m, triple jump and hurdles.

Nicola Hogg was another to excel, winning the 17 years girls 800m in the fast time of 2min:9.22sec.

Connor Bond just missed the 17 years boys sprint double, winning the 200m and finishing second in the 100m. He also took the gold medal in the long jump.

Olivia Inkster took the silver medal in the 15 years girls 200m and bronze in the 100m but was far from disgraced, running outstanding times in both events in two great showdowns with the winners Emma Lee and Aleksandra Stoilova. Olivia was also third in the 400m.

Mali Lovell put herself in the frame for Tokyo Paralympic selection with a great run in the Parra 100m, just going down to arch rival Tamsin Colley. Mali also won her 200m and 800m.

Other gold medallists were: **Will Colman**, 17 years boys 2000m steeplechase; **Matilda Ryan**, 19 years girls 800m; **Isla Gillespie**, 12-15 years girls Parra long jump; **Sybella Warton**, 12-15 years girls Parra 800m; and **Jasmin Guthrie**, 17 years girls'400m.

UTS Norths athletes won 21 gold medals at the championships.

NSW Club Championships

By Ron Bendall

UTS Norths won three divisions at the NSW Club Championships at SOPAC in November, taking out both the Masters men's and women's titles and the under 18 girls gold medal.

Our club dominated the Masters women's championship, with our teams filling all three placings. Club President **Ashley McMahon** led the UTS Norths Masters men to victory, with first placings in the long jump and 4x100m relay and second in the 100m. UTS Norths B team took home the bronze medal.

Jasmin Guthrie ran a cracking 400m to help the under 18 girls to take the top spot on the podium.

Despite a strong 400m from **Bendere Oboya** and a fast 100m from **Kristie Edwards**, UTS Norths could only finish second to Sydney University in the open women's championship.

UTS Norths won four of the five individual events in the open men's championship but blew their chances when they dropped the baton in the 4x100m relay. **Alec Diamond** won both the long jump and shot put for UTS Norths.

The under 18 boys shared the silver medal with Campbelltown, with Trinity taking home gold.

With three firsts, four silver medals and two bronze, UTS Norths was the dominant club of the championships.

Other Outstanding Performances

By Ron Bendall

UTS Norths athletes handed in some impressive performances in the Canberra, Sydney, Melbourne and Brisbane Track Classics leading up to the national championships.

At Canberra, our champion decathlete **Alec Diamond**, hurled his 96kg frame 7.74m through the air to finish second in the long jump. His mighty leap was a UTS Norths open men's record, beating the previous mark set by Commonwealth Games representative **Peter Banks**. Later in the season at another Canberra meet, former club captain **Izzy Thornton-Bott** ran a nearly 5-second PB in a fast 800m to stop the clock in 2:03.30, just over 2 seconds outside the club record.

And at Sydney, the big man clocked an extraordinary 14.58 seconds for the 100m hurdles, a great time for a multi event athlete.

Also at Sydney, **Bendere Oboya** won the women's 300m in 36.71s,

the fourth fastest time over this distance by an Australian woman.

Bendere was also in fine form in Melbourne, winning the women's 400m while training partner **Jordan Saramento** took out the men's 200m.

Oboya won the women's 400m again just two days later in Brisbane with her UTS Norths club mate **Bella O'Grady** returning from injury in the same race.

In a sizzling display of quality sprinting, **Chris Ius** equalled World Championship silver medalist Tim Jackson's 100m club record of 10.24s at The Ridge on November 28.

2021 Grass Games

By Janet Naylor

UTS Norths hosted the fifth edition of the Grass Games at Rotary Athletics Field on Saturday 10 April. Normally held early in the season, this year it was the last competition before the National Championships, having been delayed due to the restrictions around COVID-19 and hosting events.

The Grass Games was born out of a joint initiative with Athletics NSW and features non-standard events such as the 60 metre Skins and The Eliminator along with an aggregate long jump. Supporting events in-

clude the 60m, 150m, 300m, 600m and the mile plus the discus and shot put.

With prize money on offer, The Eliminator attracted a quality field, which included **Bethany Halmy** (MWA) and **Will Austin-Cray** (BAN) having their last races before the National Championships and a number of athletes who had had disrupted seasons and were looking to finish on a positive note.

You may be asking "just how does The Eliminator work?" Conducted over four laps of the 400 metre track, the leading athletes have 60 seconds recovery at the end of each lap, while the back markers are eliminated.

In the men's race, Skins winner **Clinton McEwan** (UTN) set a cracking pace on the first lap and was eliminated on the second while **Austin-Cray** took up the lead on the second and third laps. Sitting in the middle of the field were UTS Norths pair **Corey Furminger** and **Zeth Soderlund** from the Penny Gillies squad plus winner of the 150m and 300m, **Oliver Clarke** from Mingara. The last lap didn't disappoint as it came down to the 400/800m runner, **Furminger** versus the 800/1500m runner, **Austin-Cray**. **Furminger** was the eventual winner holding on to his lead from a fast finishing **Austin-Cray**, and **Clarke** filled third place.

Halmy led each of the laps in the women's event and was a comfortable winner from junior athletes, **Charlotte Clayton** (HDL) and **Gemma McIntosh** (SSR).

The 60m Skins works in a similar way with athletes running two or three rounds over 60m with a walk back recovery; the winners progress and the back markers are eliminated. **McEwan** won the men's event from **Clinton Huynh** (BAN) and **Jethro Abdon** (EPP). The women's 60m Skins was won by Davina Strauss (UTN).

For the long jumpers it was the aggregate event where athletes complete a standing long jump and then two jumps from two different starting points on the runway with all jumps added together. The winners were **Sarah Ding** and **Jamie Terley** from UTS Norths.

UTS Norths Club Patron, Her Worship The Mayor of Willoughby – **Councillor Gail Giles-Gidney** was on hand to present the medals.



In other results:

60m winners – Charlotte Greatrex (UTN), Jethro Abdon (EPP)

150m winners – Rowena Craker (UTN), Oliver Clarke (MIN)

300m winners – Rowena Craker (UTN), Oliver Clarke (MIN)

600m winners – Nicky Kelly (MIN), Choo Huat Tan (UTN)

1 mile winners – Deborah Drennan (UTN), Will Austin-Cray (BAN)

Discus – Larissa Sadul (UTN), John Hunter (UTN)

Shot put – Emma Polikowski (MWA), Jozef Cluff (TGS)

The Grass Games wouldn't have been the success that it was without the behind the scenes efforts of **Sally Richardson**, in particular, and the various committee members who assisted. On the day we were fortunate to have a number of Athletics NSW technical officials conducting the events – **Ian Dyson, Selina Ellis, Peter O'Donohue, Kerry O'Loughlin** and **Stuart Paterson** and they were supported by regular Northern Zone athletes who are also ANSW technical officials– **Andrew**

Atkinson-Howatt, Maria Cimino, George Jankowski, Bronwyn Kelaheer, Anatoly Kirievsky, Gavin Murray and Janet Naylor. The timing gates were supplied by **Danny Vaz.**

Full results at <https://www.utsnorthsath.com.au/grass-games-results>



2021 National Championships

By Ron Bendall and Janet Naylor

UTS Norths was represented by 73 athletes at the 2021 National Championships held at Sydney Olympic Park Athletics Centre from 12-19 April. The Championships were the pinnacle competition for athletes in the junior and open age groups and the selection trials for the Australian teams for the Tokyo Olympic and Paralympic Games and World Under 20 Championships.

Our athletes won 21 gold medals, 10 silver and 13 bronze.

Leading the way was **Bendere Oboya** who becomes Norths 10th Olympian. The brilliant 20-year-old 400m runner holds the open women's club record over that distance. Bendere, coached by **John Quinn**, set the record of 51.21 seconds at the 2019 World Championship in Doha. Born in Ethiopia, Bendere and her family migrated to Australia when she was a three-year-old. She grew up in Pendle Hill and began showing her athletics promise in the final years of high school. She joined UTS Norths in 2019 and was the only Australian female sprinter to qualify for the Tokyo Olympics in winning the 400m at nationals in 52.20s.

Four athletes qualified for the U20 World Junior Championships to be

held in Nairobi, Kenya. Unfortunately, Australia withdrew its team due to COVID-19 and ongoing security concerns. The selected athletes will participate in an Australian team camp and Oceania competition to recognise their selection – congratulations to **Jasmin Guthrie, Matilda Ryan, Nicola Hogg** and **Erin Shaw**.

National Championship medallists included:

Gold

- Bendere Oboya – Open 400m
- Keegan Bell – Open 4x400m
- Jasmine Guthrie – U20 400m, U20 4x400m
- Matilda Ryan - U20 800m, U20 4x400m
- Imogen Gardiner – U20 3000m and U20 5000m
- Isabella Guthrie – U20 400m Hurdles, U20 4x400m
- Erin Shaw – U20 High Jump
- Nicole Robertson – U20 Para (F38) Shot Put and Discus
- Morgan Kelaher - U20 4x100m
- Dominic Panozzo – U20 4x400m
- Georgia Fichardt – U18 100m Hurdles
- Olivia Rose Inkster – U18 4x100m
- Sienna Bond – U17 Long Jump
- Isla Gillespie – U17 Para (F35) Long Jump and Javelin
- Andres Hampel – U14 4x100m

Silver

- Nicola Hogg – U20 1500m
- Nicolette Donofrio – U20 100m Hurdles
- Nicole Robertson – U20 Para (F38) Javelin
- Connor Bond – U20 4x100m
- Darcy Holmes – U18 High Jump
- Olivia Rose Inkster – U17 200m
- Eva Bates – U17 400m Hurdles
- Sienna Bond – U17 Triple Jump
- Zara Perry – U17 Para (F13) Javelin
- Grace Townsend – U14 80m Hurdles

Bronze

- Alec Diamond – Open Decathlon
- Mark Fokas – Open 400m Hurdles
- Desleigh Owusu – Open Triple Jump
- Odette Palma – Open Hammer
- William Brown – Open Hammer
- Nicola Hogg – U20 800m
- Imogen Gardiner – U20 1500m
- Rosie Fordham – U20 5000m
- Sienna Bond – U17 100m Hurdles
- Isla Gillespie – U17 Para (F35) Shot Put and Discus
- Sarah Baker – U15 3000m
- Andres Hampel – U14 90m Hurdles

UTS Norths was well represented in NSW relay teams, many of which placed and added to the medal tally.

The open men's 200m final was heart breaking for Norths. Abdoulie Asim was first across the line but he was controversially disqualified for allegedly stepping on the outer line of his lane. Abdoulie represented Gambia in the Gold Coast Commonwealth Games in 2018 and stayed on in Australia after the Games. He joined UTS Norths and under the coaching of **John Quinn** made an immediate impact breaking **Tim Jackson's** club record for the open men's 200m which now stands at 20.76s.

Unisport Nationals

By Sam Colless

Unisport Nationals Athletics (formerly Uni Games) was held as a stand-alone event for the second time in 2021, running over 4 days from April 21st–24th at SOPAC. With a team of 29 athletes including 22 athletes on the UTS Elite Athlete Program (with 7 others unavailable to compete), the team was strong.

TeamUTS started well from the first event, with **John Hunter** taking out the men's Hammer Throw, followed by **Nickolai Simmons** winning the men's Pole Vault convincingly to set a strong tone for the men's team. The first day finished with TeamUTS taking out the inaugural mixed 4x400m in a dominant display, with **Mark Fokas, Rosie Craker, Kate**

Wahby & Buddy Nohra getting the job done. On top of this, the 10,000m was hotly contested and one of the most entertaining events of the meet, with UTS EAP **Drew Fryer** backing up 20 minutes after running 3:50 for 1500m to come run 30:53 for the 25laps and come 2nd.



With this strong tone set, the UTS athletes continued to produce strong performances across the next three days. There were athletes in teal everywhere you looked. **Chris Ius** won the men's 100m comfortably, while **Emmanuel Fakiye** smoked the competition in the men's Triple Jump, and **Mark Fokas** continued

his strong form to take out the men's 400m Hurdles.

The UTS men dominated across the distance events, with **Max Mahon** placing 3rd in the 10,000m and 2nd in a gutsy 5,000m after leading late in the race only to be out kicked over the final lap. **William Atkinson** took 2nd in the 3,000m Steeplechase ahead of **Liam Gorman** in 3rd, who was also 4th in the 5,000m. Fryer also came 7th in the 1,500m and 5th in the 5,000m after his 10,000m heroics.



The UTS women were fewer in numbers, but saw many of them running in many events across the 4 days. **Rosie Craker** competed in 6 events, while **Kate Wahby** completed 5, both of which involved heats for some events.

In the relays, the men got the baton around for 2nd in the 4x100m, and 3rd in the 4x400m, while the women finished 3rd in both relays, a phenomenal effort considering number of events the UTS women ran over the competition.

Overall, the UTS men finished 33.5 points clear in the team scores (with 9 being the first place points), and the women 28.5 points back in 2nd place from Sydney Uni. Whilst there

isn't a Uni Nationals pennant for the overall score, it was a nice finish to a hotly contested competition, and cements UTS as a key player in university athletics. UTS have now placed in the top 3 in both men's and women's team scores every year since 2016, and have now won the men's competition 3 times since then.



UTS Norths Foundation Report

By Andy West (Chairman)

2021 was the 6th year for the UTS Norths Foundation Limited (the Foundation). It was a year that was impacted by COVID, but planning for the future still continued, mainly informally. The Foundation met twice formally in 2020/21 since the last annual report to discuss and progress projects, plan for the future of the Foundation and the UTS Norths club.

UTS Norths club committee appoints the UTS Foundation sub-committee, which is currently has the following committee members: Andy West (Foundation Chair), Andrew MacDonald (Foundation Secretary), Ashley McMahon (also UTS Norths Club President), Bart Steanes (also Club Treasurer), Peter Higgins and Frazer Dowling.

During the year Doug Barrett stepped down as Treasurer from the UTS Norths Committee and from the UTS Norths Foundation. I would like to thank Doug for his tireless work, at first setting up the accounts and working with Andrew to ensure the corporate structure and governance was in place. Then on an ongoing basis over the years, managing the accounts and ensuring the various reports and compliance measures were met. Doug's meticulous atten-

tion to detail and dry wit will be sorely missed. We wish Doug all the best in his new life in Canberra.

The main objectives of the Foundation continue to be:

- (1) to improve the Club's activities by helping existing and new athletes, coaches, volunteers and officials,
- (2) to improve the long-term financial security of the Club,
- (3) to plan and co-ordinate long term planning for major projects including facilities, athlete development, coach development and club administration development.

In October 2020 the long road to having the Master Plan for the Rotary Athletic Field (RAF) was passed by Willoughby City Council (WCC). This provides the blueprint for the range of new capital works and facility upgrades to ensure the best outcome for UTS Norths members as an athletics facility, other clubs use of RAF, as well as the general public for recreational and non-organised sport use of the field and surrounds.

The Master Plan process started in 2013 with many rounds of consultation at the UTS Norths club level and other clubs using the RAF precinct, including Northern Suburbs Little Athletic Club and Lane Cove River Kayak Club. The WCC Sports Facilities Plan of Management for all sports grounds in Willoughby Council was passed by the WCC Councillors at their March 2020 meeting. Follow-

ing this The RAF Master Plan was approved for public display and submission at the 11th May 2020 Willoughby General Council meeting. The RAF Master Plan went on public display in June and July 2020. After taking these public submissions into consideration, with modifications the WCC was passed at the October 2020 meeting

Thank you to WCC Open Space Manager Julie Whitfield, Amy Barnes Open Space Projects Officer and the other WCC staff for the years of persistence to bring the RAF Master Plan to fruition. Thanks to the input and collaboration from Lane Cove River Kayak and Northern Suburbs Little Athletics Club. A big thank you to Sally Richardson for attending the many meetings and following up to ensure we achieved this outcome.

UTS Northern Suburbs Athletic Club is fortunate to have the Mayor of Willoughby Gail Giles-Gidney as the patron of the club. We appreciate the Mayor's commitment to UTS Norths, attending the Grass Games, Northern Zone and other events as well as thank her for her ongoing support of the athletics club. Also for her commitment and support of the RAF Master Plan passing through the WCC. The next stages are development approval and securing funding of the various stages of the project.

The Throw Cage project was completed this year, thank you to the Project Management by Bart

Steanes. A total of \$33,000 funds was received for the throw cage, with the project being completed by 31 December, 2020. This is from the Federal Government Department of Industry, Innovation and Science 'Stronger Communities Program' for \$15,000. The Foundation wishes to thank the Federal Member for North Sydney Mr Trent Zimmerman MP for his support of this funding. The other \$18,000 was received as part of the State Government Community Building Partnership. Thank you for support by NSW Premier the Honourable Gladys Berejiklian as the local state member for Willoughby ensuring the success of this grant. We thank the Premier for her ongoing commitment to improve the facilities in the Willoughby area.

The Foundation was successful in receiving various NSW State Government grants in 2020/21.

- Sport Development projects up to \$2,000, 2 x Sensei software, 2 x ipads and weights.
- For a second year the Sport Access grant for \$4,000, for the Refugee Athlete Program, funding of John Quinn's squad of refugee athletes.
- Community Sport Events up to \$3,000 (Grass Games)

The Foundation wishes to thank the NSW Premier the Honourable Gladys Berejiklian as the local state member

for Willoughby in her support of these projects.

UTS Norths was able to successfully apply for a \$2,000 community grant from HyeCorp Property Group. This was for the development of junior athletes with disability at UTS Norths. Thank you to Hyecorp for your support.



The ongoing success of the Foundation is dependent on our relationships with our strategic partners. The Foundation would like to thank all our strategic partners including UTS Sports, Northern Suburbs Little Athletics Club, Lane Cove River Kayak Club, Willoughby City Council staff members, Rotary Chatswood, Chatswood RSL (Club Grants), State Government Local Members, State Government Department of Sport and Recreation, Federal Government Local Members, Athletics NSW and Athletics Australia. It is through these relationships the Foundation can identify and secure funding opportunities, provide input into the government and sporting body decision making as well provide a full

range of service delivery for the many initiatives and projects conducted at UTS Norths.

I would like to thank Andrew MacDonald as secretary of the Foundation for the application of his expertise in the legal and regulatory structures required of the Foundation. Thanks to Ashley McMahon for applying his web design expertise to the setting up of the UTS Norths Foundation website <https://www.utsnorthsfoundation.org.au/> . I would also like to thank the other members of the Foundation committee that give their support, input and guidance at meetings for the betterment of the Foundation, UTS Norths and the sport of athletics.

Chairman of the UTS Norths Foundation

Dr Andy West














2020/21 Award Winners

This years winners of the UTS Northern Suburbs Perpetual Awards are listed below. These athletes will be presented with their awards at a presentation following the Annual General Meeting.

We are extremely excited to introduce the addition of the Sally Richardson Award for the Most Impressive U14 male and female athletes. Sally has given years to both UTS Norths and Northern Suburbs Little A's as well as the sport as a whole, so we could not think of a better person to name the trophy after.

Congratulations to all those that won awards!

The Sally Richardson Award Most Impressive U14 Female	Grace Townsend
The Sally Richardson Award Most Impressive U14 Male	Andres Hampel
The Ray Frith Trophy Most Improved Under 16 Female	Sarah Baker
The John Hanman Trophy Most Improved Under 16 Male	Matthew Hunt
The Ruth Frith Trophy Most Improved Under 18 Female	Erin Shaw
The Ray Land Trophy Most Improved Under 18 Male	Dylan Charlier
The John Suters Memorial Trophy Most Improved Under 20 Female	Jasmin Guthrie
The Treloar Trophy Most Improved Under 20 Male	Dominic Panozzo
The Gloria Seymon Trophy Female Masters Athlete of the Year	Odette Palma
The Paul McCoy Trophy Best Male Masters Athlete	Ryan Dowling
The Janet Naylor Trophy Most Outstanding in Jumps	Desleigh Owusu
The Margaret Wrigley Trophy Most Outstanding in Throws	Tim Heyes
The Danielle Senior Trophy The Best Multi Event Athlete	Alec Diamond
The Dowling & Fitzgerald Trophy Athlete with Disability of the Year	Mali Lovell

The Jennifer Lamy Trophy Sprinter of the Year	Mark Fokas
The Laurie Toogood Trophy Middle Distance Runner of the Year	Isabella Thornton Bott
The Nancy Lloyd Trophy Most Outstanding Distance Athlete	Imogen Gardiner
NSW Maccabi Amateur Athletics Club Trophy Cross Country Runner of the Year	Ed Goddard
The Peter Lucas Memorial Trophy For the Best Performance at Sydney Olympic Park Athletics Centre	Bendere Oboya
The Mike Poirrier Trophy Best Club Person	Andy West
The Wayne Lever Female Athlete Develop- ment Award	Matilda Ryan
The Wayne Lever Male Athlete Development Award	John Hunter
The Jack Pross Award For the UTS Northern Suburbs Athlete Closest to International Standard	Bendere Oboya
Grass Games Eliminator winner(s)	Corey Furminger Bethany Halmy





ANNUAL GENERAL MEETING

Sunday 2 August 2020

ROTARY ATHLETICS FIELD

MOWBRAY ROAD, CHATSWOOD

10.30am

MINUTES

Present: Ashley McMahon (President), Doug Barrett (Treasurer), Maria Ciminio (Vice President), Sally Richardson (Secretary), Peter Douglas, Ross Douglas, Bart Steanes, Kathleen Cook, Jo Davis, Alec Diamond, Jack Edwards, Warren Jones, Bob Jones, Karen Jones, Dorothy Kass, Bronwyn Kelaher, Morgan Kelaher, Ron Shoesmith, Brian Hamilton, Isabella Thornton bott, Tim Heyes, Rebecca Moore

Apologies: Andy West, Amanda Johnstone, Janet Naylor, Stuart Paterson, Andrew McDonald, Michael Porrier

Welcome – The President, Ashley McMahon, welcomed everyone to the 92nd Annual General Meeting of the Club and opened the meeting at 10.32am.

Ashley mentioned the club is fortunate to be able to hold the meeting during the Covid-19 pandemic and noted the limit on attendees for this reason.

Confirmation of the Minutes of the 2019 Annual General Meeting

The Minutes are included in the 2020 Annual Report. There being no matters arising, the minutes were accepted – Moved Peter Douglas, Seconded Brian Hamilton

President's Report – Ashley referenced his report contained in the annual report, noting that it had been a difficult year for everyone but that the

club had remained relatively successful. Ashley moved that his report be accepted. Seconded Isabella Thornton bott.

Secretary's Report – also contained in the Annual Report Document, Secretary Sally Richardson moved that the report be accepted. Seconded Bronwyn Kelaher

Annual Report – Ashley thanked the committee for their input into the document and thanked Izzy Thornton Bott for collating and publishing another impressive document. The report was accepted - moved Doug Barrett, seconded Brian Hamilton.

Adoption of Accounts for the Financial Year 1 April 2019 to 31 March 2020 - Treasurer Doug Barrett summarized the accounts contained in the annual Report. He noted a small loss of \$2,800 but noted the club remains in a strong financial position with assets of approx. \$109,000. He thanked the University of Technology Sydney for their ongoing sponsorship, reduced very slightly this year due to covid, without which the club could not operate. He also noted the new registration system introduced by ANSW, which is now functioning well and fund are being received. Doug moved that his report be accepted. Seconded Bronwyn Kelaher.

Election of Office Bearers. Ashley moved to the election of the new committee for the 2020/21 season. He thanked the outgoing committee for a very successful season and noted that the committee do a very good job and all work very well together ensuring good organization of various jobs behind the scenes. He particularly thanked Andy West who has been instrumental in securing a number of grants for various projects. He also mentioned the upcoming upgrade to the lighting at Rotary which is the first stage of the work to improve the facility by Willoughby Council.

Peter Higgins, Isabella Thornton Bott, Clinton McEwan and Rose Moore are standing down from the committee.

Nominations have been received from potential new committee members Jack Edwards, Tim Heyes, Alec Diamond and Jo Davis. This will provide a good mix of skills across the committee.

The elections took place as follows:

POSITION/NOMINEE	NOMINATED	SECONDED
President - Ashley McMahon	Maria Cimino	Peter Douglas
Vice President - Maria Cimino	Jo Davis	Sally Richardson
Treasurer - Doug Barrett	Brian Hamilton	Karen Jones
Secretary - Sally Richardson	Maria Cimino	Alec Diamond

General Committee Positions

Peter Douglas	Izzy Thornton Bott	Jo Davis
Ross Douglas	Brian Hamilton	Bart Steanes
Andy West	Brian Hamilton	Jack Edwards
Sam Colless	Izzy Thornton Bott	Peter Douglas
Bart Steanes	Izzy Thornton Bott	Kathleen Cook
Amanda Johnstone	Brian Hamilton	Bart Steanes
Alec Diamond	Ashley McMahon	Sally Richardson
Jo Davis	Maria Cimino	Izzy Thornton Bott
Tim Heyes	Maria Cimino	Izzy Thornton Bott
Jack Edwards	Bart Steanes	Tim Heyes

Ashley thanked the nominees and congratulated the new committee.

There being no further business the President closed the meeting at 11.00am

It was suggested that General Business should be included at the end of the agenda for future AGM's to allow members to raise issues or ask questions of the committee members.

Membership List

Ackland, Inge
Ackland, Lars
Ambat, Marcisus
Anderson, Sophie
Andrews, Greta
Antoinette, Lachlan
Archer, Robert
Asikin, Angela
Asikin, Rebecca
Asim, Abdoulie
Atkinson, Will
Baker, Sarah
Ball, Stephen
Banks, Charlotte
Banks, Zoe
Barrett, Douglas
Bastas, Nicholas
Bate, Nicholas
Bates, Eva
Bates, Sam
Baum, Charlotte
Bell, Keegan
Berglund, Oskar
Berglund, Phoebe
Berglund, tonia
Berridge, Nicole
Blayney, Erin
Bond, Connor
Bond, Samara
Bond, Sienna
Boys, Annika
Boys, Eloise
Bradley, Oscar
Bratton, Gemma
Breen Kamkong, Dan
Briffa, Ashton
Briffa, Renee
Brown, Casey
Brown, William
Carden, Grace
Carter, Ben
Cason, Olivia
Chamberlain, Kevin
Charlier, Dylan
Cimino, Maria
Clabburn, Lewis
Clark, Zen
Coady, Susannah
Cohen, Mason
Colburn, Hugh
Colless, Samuel
Collett, Jackson
Collins, Fiorella
Collum, Anthony
Colman, William
Cook, Kathleen

Coppolelli, Joshua
Courtney, Kieran
Craker, Rowena
Crowe, James
Crowe, Matt
Da Rocha, Luana
Da Silva, Eliza
Davis, Caitlin
Davis, Chloe
Davis, Emily
Davis, Joanna
Dennis, Joseph
Diamond, Alec
Ding, Sarah
Dixon, Alice
Dixon, Brodie
Doherty, Charlie
Doherty, Eloise
Donnelley, David
Donofrio, Nicolette
Douglas, Peter
Douglas, Ross
Dowling, Nicholas
Dowling, Ryan
Downie, Stuart
Drennan, Deborah
Duff, Campbell
Dunne, Chloe
Edwards, Jack
Edwards, Kristie
Eggleton, Gemma
Ehrlich, Lewis
Elias, Ken
Evans, Alexander
Evans, Zak
Fakiye, Emmanuel
Ferris, Josh
Fichardt, Georgia
Fisher, Aqua
Fisher, Luke
Fleming, Wendy
Fokas, Mark
Fordham, Rosie
Freyer, William
Fry, Mia
Frykberg, Erik
Frykberg, Nicole
Furminger, Corey
Gale, Anthony
Gardiner, Imogen
Gedz, Michael
George, Fynn
Gillespie, Isla
Gillies, Leslie
Glascott, Thomas
Gleeson, Ashton
Gleeson, Louise
Glen, Alice
Goddard, Edward (Ed)
Gorman, Cameron
Gorman, Kieran

Gorman, Liam
Gorman, Olivia
Govers, Emily
Greatrex, Charlotte
Gregg, Madeleine
Guest, Antony
Gurry, Cameron
Guthrie, Isabella
Guthrie, Jasmin
Guthrie, William
Hamilton, Brian
Hamlyn, Lara
Hampel, Andres
Harris, Ingrid
Harrison, Matilda
Healy, Mitchell
Hewitt, Simon
Heyes, Timothy
Hioki, Mia
Ho, Jason
Hodson, Bronte
Hogg, Nicola
Holmes, Cadel
Holmes, Darcy
Holmes, Max
Holmes, Norman
Holmes, Sam
Hoskins, James
Hove, Munashe
Hunt, Angus
Hunt, James
Hunt, Matthew
Hunt, Thomas
Hunter, John
Hurley, Zara
Huyskens, Madeleine
Inkster, Olivia Rose
Ius, Christopher
Jeffery, Aaron
John, Taylor
Johnson, Michael
Johnson, Zachary
Jones, Aidan
Jones, Bob
Jones, Karen
Jones, Lola
Jones, Warren
Kamara, Ismail Dudu
Kass, Dorothy
Keir, Will
Kelaher, Bronwyn
Kelaher, Morgan
Kells, Grace
Khera, Aadi
Kirk, Koray
Konomanyi, Michael
Koster, Ella
La Hei, Pascale
Layt, Caroline
Lee, Dominic
Lee, Julian

Li, Yitao
Little, Austin
Lloyd Jones, Daniel
Lloyd, Nancy
Loane, Kim
Lord, Bevan
Lovell, Mali
Lumley, Jude
Lynch, Annika
Mac Donald, Andrew
Maciver, Jessica
MacMillan, Alicia
Macrow-Cain, Alana
Magner, Jacob
Magner, Simon
Mahon, Max
Mailei, Taj
Marczyk, Gabriela
Mawer, Connor
McCaughey, Zara
McEvoy, Kalan
McEwan, Clinton
McFadden, Jack
McGrath, Tim
McIntosh, Max
McKenzie, Ethan
McMahon, Ashley
McMahon, Elijah
McMahon, Zion
McNamara, Benjamin
Merlino, Emma
Mikan, Catherine
Milani, Max
Milsom, Robert
Moore, Rebecca
Moore, Rose
Morison, Elizabeth
Morrison, Llewyn
Motum, Darren
Mudgal, Mrityunjay
Mulcahy, Lucinda
Murray, Caerl
Murray, Henry
Naylon, Janet
Ndlovu, Ashlyn
Neasmith, Joel
Nixon, Janet
Nolan, Daniel
North, Matt
Novicic, Zoran
Oakley, Bridget
Obuya, Bendere
O'Connor, Scarlett
ODowd, Bella
O'Dowd, Charlotte
O'Grady, Gabriella
Otten, Matthew
Owusu, Desleigh
Palma, Odette
Panozzo, Dominic
Parmegiani, Annabelle

Paterson, Stuart
Patriarca, Cora
Pawsey, Jacqueline
Peris, Destiny
Perrott, Jye
Perry, Max
Perry, Monique
Perry, Zara
Peterson, Leo
Philip, Alyssa
Phillips, Cayla
Phillips, Cooper
Pickering, Bronte
Pintaric, Oscar
Pitts, Thomas
Plasto, Mia
Powell, Madeleine
Power, Stephanie
Protic, Nenad
Puckeridge, David
Quintana, Ethan
Ramondetta, Victor
Ratajec, Holly
Reed, Yael
Reynolds, Siena
Richardson, Sally
Richardson, Sam
Rintel, Jasmine
Robertson, Nicole
Rockliff, Abbey
Rose, Rebekah
Ross, Ron
Rothwell, Kimber
Roughan, Charlie
Ryan, Connor
Ryan, Jenna
Ryan, Matilda
Ryu, Joey
Sacco, Hannah
Sadul, Allan
Sadul, Larissa
Sahota, Harseen
Sanki, Timothy
Sarmiento, Jordan
Schell, Jenny
Senior, Jillian
Serventi, Ambra
Serventi, sofia
Seymon, Jim
Sharpe, Brad
Sharwood, Isaac
Shaw, Erin
Shinfield, Lauren
Shoesmith, Ronald
Shute, Nathan
Simmons, Nickolai
Simpson, Eve
Sloan, Riley
Smith, Emily
Smith, Helena
Soderlund, Zeth

Solomon, Joel
Son, Reena
Spahn, Rhys
Spanswick, Georgia
Spencer, Kate
Stenmark, Louis
Stewart, Angus
Strauss, Davina
Strong, Kylie
Swann, Albert
Swinhoe, Jan
Takchi, Carla
Tan, Caitlyn
Tan, Choo Huat
Tan, Han Yee
Tan, Kai Zhe
Tan, Xin Min
Tarbotton, David
Taylor, Gabriella
Teh, Hooi Hooi
Temelkovski, Ethan
Terley, Jamie
Terley, Kaishu
Terley, Takeru
Thebridge, David
Thebridge, Jimmy
Theodorides, Kelly
Thomas, Margaret
Thomson, Ali
Thomson, Ben
Thornton-Bott, Isabella
Townsend, Grace
Trainor, Paul
Tse, Eric
Tshuma, Taboka
Turner, David
van Ratingen, Luke
Venning, Evan
Vial, Matilda
Wahby, Kate
Waldock, Brodie
Walker, Nick
Warton, Sybella
West, Andy
Westhuizen, Mitchell
White, Daniel
Whitehead, Hugo
Williams, Elijah
Wilson, Andrew
Winkcup, Georgia
Wolfers, Roslyn
Wong, Jessie
Wong, Rhedyn
Wong, Scott
Wood, Matthew
Woodward, Antoinette
Young, Trevor
Yu, Jaiden
Zilifian, Christopher

2020/21 Rankings

Female 60m Sprint

1	7.51	+1.3	Kristie Edwards
2	7.57	+1.5	Stephanie Power
3	7.62	+1.5	Bendere Oboya
4	7.67	+0.0	Georgia Fichardt
5	7.78	+0.0	Morgan Kelaheer
6	7.85	+1.3	Nicolette Donofrio
7	7.97	+1.3	Jasmin Guthrie
8	7.98	NWI	Monique Perry
9	8.03	+1.4	Jessica Maciver
10	7.8h	NWI	Rowena Craker
11	7.9h	NWI	Charlotte Greatrex
12	8.19	+1.4	Isabella Guthrie
13	8.0h	NWI	Eliza Da Silva
14	8.1h	NWI	Xin Min Tan
15	8.44	+2.2	Kylie Strong
16	8.45	+1.0	Inge Ackland
17	8.3h	NWI	Alicia MacMillan
17	8.3h	NWI	Joanna Davis
19	8.55	NWI	Davina Strauss
20	8.56	NWI	Sarah Ding
21	8.4h	NWI	Chloe Davis
22	8.70	-0.1	Cora Patriarca
23	8.5h	NWI	Eva Bates
24	8.84	+1.8	Alyssa Philip
25	8.93	+1.9	Maria Cimino
26	8.7h	NWI	Jasmine Rintel
27	9.16	-2.7	Elizabeth Morison
28	9.3h	NWI	Hooi Hooi Teh
29	9.72	+0.0	Jenny Schell
30	9.5h	NWI	Janet Naylor
31	9.8h	NWI	Helena Smith
32	10.2h	NWI	Emily Davis
33	10.3h	NWI	Bronwyn Kelaheer
34	10.5h	NWI	Mali Lovell
34	10.5h	NWI	Deborah Drennan
36	10.8h	NWI	Wendy Fleming
37	10.9h	NWI	Antoinette Woodward
38	12.0h	NWI	Jillian Senior
39	12.4h	NWI	Kathleen Cook

40	12.5h	NWI	Nancy Lloyd
41	12.8h	NWI	Dorothy Kass
42	14.2h	NWI	Jenna Ryan

Female 100m Sprint

1	11.62	+3.1	Kristie Edwards
2	11.74	+3.8	Stephanie Power
3	11.89	+2.2	Olivia Rose Inkster
4	11.94	+1.4	Morgan Kelaheer
5	11.98	+2.6	Nicole Berridge
6	12.07	+3.1	Nicolette Donofrio
7	11.9h	NWI	Georgia Fichardt
8	12.20	+0.3	Bendere Oboya
9	12.24	+3.0	Bronte Pickering
10	12.33	-0.4	Gabriella Taylor
10	12.33	+0.1	Jasmin Guthrie
12	12.36	+2.3	Carla Takchi
13	12.40	-0.7	Jessica Maciver
13	12.40	+1.3	Eliza Da Silva
15	12.49	+1.5	Monique Perry
16	12.53	NWI	Greta Andrews
17	12.59	+1.5	Rowena Craker
18	12.4h	NWI	Isabella Guthrie
19	12.65	+0.0	Sienna Bond
19	12.65	+3.3	Jessie Wong
21	12.75	+1.0	Samra Bond
21	12.75	+1.2	Matilda Vial
23	12.76	+1.6	Alicia MacMillan
24	12.78	+1.0	Charlotte Banks
25	12.81	+3.0	Cora Patriarca
26	12.85	+1.2	Xin Min Tan
27	12.90	+3.6	Pascale La Hei
28	12.91	+0.8	Phoebe Berglund
29	12.7h	NWI	Gemma Eggleton
30	12.97	+1.0	Cayla Phillips
31	13.04	+0.3	Annabelle Parmegiani
32	13.08	+0.0	Charlotte Greatrex
33	13.10	+0.5	Chloe Davis
34	13.12	+3.6	Chloe Dunne
35	13.20	+0.3	Matidla Harrison
35	13.20	+4.2	Renee Briffa
37	13.24	+1.9	Kylie Strong
38	13.51	-2.3	Yael Reed

39	13.58	+1.7	Inge Ackland	7	25.07	+0.5	Kate Wahby
40	13.4h	NWI	Eva Bates	8	25.09	+0.8	Georgia Fichardt
40	13.4h	NWI	Joanna Davis	9	25.29	-0.1	Bridget Oakley
42	13.84	+0.1	Catherine Mikan	10	25.33	-1.1	Gabriella Taylor
43	14.15	+2.4	Alyssa Philip	11	25.35	+2.2	Bronte Pickering
44	14.55	-2.3	Elizabeth Morison	12	25.37	+0.0	Nicolette Donofrio
45	14.64	+0.8	Maria Cimino	13	25.38	+0.3	Jessica Maciver
46	15.37	+0.0	Hooi Hooi Teh	14	25.52	+0.7	Rowena Craker
47	15.55	+2.4	Mali Lovell	15	25.62	+0.0	Isabella Guthrie
48	15.73	-2.5	Sybella Warton	16	25.82	+0.3	Greta Andrews
49	15.76	-1.5	Jenny Schell	16	25.82	+0.6	Samra Bond
50	15.7h	NWI	Janet Naylor	18	25.85	+1.2	Olivia Cason
51	16.58	-2.3	Bronwyn Kelaher	19	25.90	-0.7	Eliza Da Silva
52	16.5h	NWI	Lara Hamlyn	20	25.95	-4.4	Alice Dixon
53	17.8h	NWI	Wendy Fleming	21	26.14	+1.0	Annika Lynch
54	18.6h	NWI	Antoinette Woodward	22	26.33	+0.1	Cayla Phillips
55	19.61	+0.4	Isla Gillespie	23	26.51	+2.6	Chloe Davis
56	20.5h	NWI	Jillian Senior	24	26.56	+3.0	Destiny Peris
57	20.96	-2.1	Kathleen Cook	25	26.58	+2.6	Monique Perry
58	21.2h	NWI	Nancy Lloyd	25	26.58	+0.3	Ella Koster
59	21.3h	NWI	Dorothy Kass	27	26.64	+2.8	Carla Takchi
Female 120m Sprint				28	26.76	+2.6	Cora Patriarca
1	14.66	NWI	Georgia Fichardt	29	26.86	+1.7	Renee Briffa
Female 150m Sprint				30	26.91	+0.1	Matilda Vial
1	19.5h	NWI	Nicolette Donofrio	31	27.16	-1.3	Charlotte Banks
2	19.94	NWI	Rowena Craker	32	27.19	-2.7	Xin Min Tan
3	20.47	NWI	Charlotte Greatrex	33	27.35	+0.3	Phoebe Berglund
4	20.4h	NWI	Morgan Kelaher	34	27.48	-2.2	Alicia MacMillan
5	21.57	NWI	Renee Briffa	35	27.57	+1.1	Kylie Strong
6	21.8h	NWI	Joanna Davis	36	27.6h	NWI	Charlotte Greatrex
7	23.89	NWI	Hooi Hooi Teh	37	28.31	-1.9	Eva Bates
8	24.5h	NWI	Jenny Schell	38	28.47	-2.5	Eve Simpson
9	25.3h	NWI	Mali Lovell	39	28.55	+0.5	Catherine Mikan
10	28.0h	NWI	Deborah Drennan	40	28.90	-2.5	Grace Townsend
11	33.8h	NWI	Kathleen Cook	40	28.90	+0.4	Annika Boys
Female 200m Sprint				42	29.09	+2.6	Alyssa Philip
1	23.81	+2.0	Kristie Edwards	43	29.1h	NWI	Jasmine Rintel
2	23.82	+1.9	Olivia Rose Inkster	44	29.35	-0.2	Matidla Harrison
3	24.04	+2.6	Stephanie Power	45	30.01	-1.7	Joanna Davis
4	24.40	+0.0	Bendere Oboya	46	30.5h	NWI	Elizabeth Morison
5	24.88	+0.0	Jasmin Guthrie	47	31.87	+0.8	Mali Lovell
6	25.02	+1.6	Morgan Kelaher	48	31.92	-0.1	Sybella Warton

49	31.7h	NWI	Hooi Hooi Teh	22	1:01.72	Charlotte Greatrex
50	32.4h	NWI	Jenny Schell	23	1:02.22	Ella Koster
51	33.29	+3.1	Deborah Drennan	24	1:03.34	Eva Bates
52	33.65	+3.1	Bronwyn Kelaher	25	1:04.55	Annika Boys
53	34.1h	NWI	Janet Naylor	26	1:06.1h	Georgia Fichardt
54	45.5h	NWI	Nancy Lloyd	27	1:06.2h	Jessica Maciver
55	45.8h	NWI	Kathleen Cook	28	1:08.79	Catherine Mikan
56	46.0h	NWI	Jillian Senior	29	1:14.08	Mali Lovell
57	50.7h	NWI	Dorothy Kass	30	1:15.34	Sybella Warton
58	1:06.2h	NWI	Jenna Ryan	31	1:16.44	Deborah Drennan
Female 300m Sprint				32	1:16.94	Hooi Hooi Teh
1	36.71		Bendere Oboya	33	1:20.26	Jenny Schell
2	41.74		Rowena Craker	34	1:29.6h	Janet Naylor
3	42.67		Morgan Kelaher	35	1:53.3h	Nancy Lloyd
4	42.97		Renee Briffa	36	2:00.9h	Dorothy Kass
5	43.14		Monique Perry	37	2:19.86	Charlotte O'Dowd
6	43.55		Charlotte Greatrex	Female 800m Run		
7	45.87		Eva Bates	1	2:03.30	Isabella Thornton-Bott
8	56.10		Jenny Schell	2	2:05.07	Matilda Ryan
9	1:27.01		Kathleen Cook	3	2:06.79	Nicola Hogg
Female 400m Sprint				4	2:12.25	Georgia Winkcup
1	51.61		Bendere Oboya	5	2:14.08	Ali Thomson
2	53.36		Gabriella O'Grady	6	2:15.04	Sally Guthrie
3	54.21		Jasmin Guthrie	7	2:16.50	Sarah Baker
4	55.90		Emily Smith	8	2:20.55	Mia Fry
5	56.27		Matilda Ryan	9	2:23.07	Charlotte O'Dowd
6	56.35		Olivia Rose Inkster	10	2:23.17	Zoe Banks
7	56.47		Bridget Oakley	11	2:27.30	Chloe Davis
8	56.82		Rowena Craker	12	2:28.44	Ella Koster
8	56.82		Isabella Guthrie	13	2:34.42	Zara McCaughey
10	57.31		Olivia Cason	14	2:35.58	Eloise Boys
11	57.60		Samra Bond	15	2:45.8h	Emily Davis
12	58.70		Greta Andrews	16	2:46.85	Catherine Mikan
13	58.73		Cayla Phillips	17	2:47.9h	Abby Lander
14	59.73		Emma Merlino	18	2:51.51	Deborah Drennan
15	1:00.27		Eve Simpson	19	2:52.26	Mali Lovell
16	1:00.69		Alicia MacMillan	20	2:58.37	Joanna Davis
17	1:00.83		Renee Briffa	21	3:01.48	Cora Patriarca
18	1:01.0		Morgan Kelaher	22	3:01.96	Sybella Warton
19	1:01.38		Mallory Bassett	23	4:04.63	Janet Naylor
20	1:01.50		Pascale La Hei	24	4:27.1h	Dorothy Kass
21	1:01.52		Grace Townsend	25	4:28.3h	Nancy Lloyd

Female 1500m Run			3	4:39.23	Imogen Gardiner
1	4:17.33	Isabella Thornton-Bott	4	5:02.83	Rosie Fordham
2	4:18.85	Nicola Hogg	5	6:47.53	Deborah Drennan
3	4:19.28	Kate Spencer	Female 1500m Walk		
4	4:20.50	Imogen Gardiner	1	10:08.7h	Antoinette Woodward
5	4:29.85	Georgia Winkcup	2	10:30.7h	Nancy Lloyd
6	4:36.23	Abbey Rockliff	3	11:10.6h	Jenny Schell
7	4:37.20	Rosie Fordham	4	12:30.6h	Jenna Ryan
8	4:37.27	Sarah Baker	5	12:56.0h	Dorothy Kass
9	4:41.37	Mia Fry	6	13:26.0h	Roslyn Wolfers
10	4:51.93	Eloise Doherty	Female 3000m Walk		
11	4:53.49	Charlotte O'Dowd	1	20:46.3h	Antoinette Woodward
12	5:08.46	Zoe Banks	2	23:27.3h	Nancy Lloyd
13	5:20.63	Eloise Boys	3	23:56.0h	Jenny Schell
14	5:30.31	Emily Davis	Female 5000m Walk		
15	5:56.25	Deborah Drennan	1	35:51.48	Antoinette Woodward
16	7:20.42	Antoinette Woodward	Female 80m Hurdles 0.762m		
17	7:29.64	Margaret Thomas	1	12.58 +0.7	Grace Townsend
18	8:59.3h	Nancy Lloyd	2	12.74 +0.7	Erin Blayney
19	9:01.3h	Dorothy Kass	3	13.66 -1.8	Catherine Mikan
Female 3000m Run			4	14.37 +0.2	Annika Boys
1	9:15.81	Kate Spencer	5	18.54 -1.1	Janet Naylor
2	9:23.30	Abbey Rockliff	Female 90m Hurdles 0.762m		
3	9:36.36	Imogen Gardiner	1	13.78 +4.4	Chloe Dunne
4	9:53.98	Rosie Fordham	2	14.23 +0.3	Eva Bates
5	9:57.56	Sarah Baker	3	14.24 +0.3	Charlotte Greatrex
6	10:24.14	Eloise Doherty	Female 100m Hurdles 0.762m		
7	11:06.32	Olivia Gorman	1	13.86 +1.8	Georgia Fichardt
8	11:09.38	Caitlyn Tan	2	14.17 +2.0	Sienna Bond
9	12:55.49	Deborah Drennan	3	14.37 +1.4	Annika Lynch
10	15:35.9h	Alicia MacMillan	4	14.55 +1.8	Jessie Wong
11	19:56.3h	Dorothy Kass	5	14.97 +1.4	Jessica Maciver
12	20:12.9h	Nancy Lloyd	6	15.44 +2.0	Charlotte Greatrex
Female 5000m Run			7	15.65 -2.8	Ella Koster
1	16:30.30	Kate Spencer	8	16.28 +1.7	Eva Bates
2	16:38.44	Imogen Gardiner	Female 100m Hurdles 0.840m		
3	17:22.55	Abbey Rockliff	1	13.84 +1.3	Carla Takchi
4	17:23.44	Rosie Fordham	2	13.96 +2.4	Nicolette Donofrio
5	17:39.57	Emma Mahon	4	15.33 +1.6	Jessica Maciver
Female 1 Mile Run			5	15.60 -0.5	Ella Koster
1	4:35.90	Kate Spencer	6	17.12 -0.3	Chloe Davis
2	4:37.89	Isabella Thornton-Bott			

Female 200m Hurdles 0.762m			5	5.04m +0.2	Annika Lynch
1	15.58 +0.6	Ella Koster	6	5.01m +2.4	Cora Patriarca
2	30.22 +1.6	Eva Bates	7	4.96m +0.3	Chloe Dunne
3	30.51 +1.6	Charlotte Greatrex	8	4.91m +0.4	Alyssa Philip
4	31.15 +2.5	Jessica Maciver	9	4.89m +0.2	Samra Bond
5	39.86 -3.6	Annika Boys	10	4.85m	Alicia MacMillan
Female 300m Hurdles 0.762m			11	4.83m +1.8	Grace Townsend
1	48.84	Jessie Wong	12	4.82m +2.0	Catherine Mikan
2	1:10.32	Janet Naylor	13	4.66m NWI	Luana Da Rocha
Female 400m Hurdles 0.762m			14	4.37m +0.8	Morgan Kelaher
1	1:00.20	Emily Smith	15	4.34m	Alice Bohdan
2	1:01.44	Isabella Guthrie	16	4.06m +1.5	Joanna Davis
3	1:03.99	Annika Lynch	17	3.91m +1.1	Janet Naylor
4	1:06.37	Eva Bates	18	3.41m +0.6	Zara Perry
5	1:06.95	Charlotte Greatrex	19	3.02m	Jenny Schell
6	1:07.67	Jessie Wong	20	2.58m +0.4	Isla Gillespie
7	1:11.86	Alicia MacMillan	21	2.18m	Bronwyn Kelaher
8	1:13.89	Sascha Gassmann	22	2.14m	Dorothy Kass
Female 400m Hurdles 0.762m			Female Triple Jump		
1	1:00.13	Isabella Guthrie	1	13.16m -0.1	Desleigh Owusu
2	1:04.80	Eva Bates	2	12.52m +0.6	Annabelle Parmegiani
3	1:06.49	Annika Lynch	3	12.04m +0.7	Sienna Bond
4	1:07.39	Jessie Wong	4	11.74m +0.3	Annika Lynch
5	1:12.14	Charlotte Greatrex	5	11.27m +1.4	Alyssa Philip
Female 3000m StplCh 0.762m			6	10.63m +0.6	Alicia MacMillan
1	9:58.97	Georgia Winkcup	7	10.59m +0.5	Catherine Mikan
2	13:14.67	Holly Eva Ratajec	8	9.47m	Alice Bohdan
Female High Jump			9	8.53m +3.6	Maria Cimino
1	1.82m	Erin Shaw	10	8.13m +1.6	Annika Boys
2	1.68m	Sophie Anderson	11	6.91m	Janet Naylor
3	1.65m	Annika Lynch	12	4.28m	Bronwyn Kelaher
4	1.60m	Ella Koster	Female Shot Put 2kg		
5	1.55m	Caitlin Davis	1	6.12m	Roslyn Wolfers
6	1.54m	Grace Townsend	Female Shot Put 3kg		
7	1.52m	Chloe Davis	1	11.50m	Jessica Maciver
8	1.45m	Annika Boys	2	11.11m	Bronte Hodson
9	1.36m	Catherine Mikan	3	11.05m	Caroline Layt
Female Long Jump			4	10.70m	Emily Govers
1	5.91m -0.2	Sienna Bond	5	10.65m	Georgia Spanswick
2	5.75m NWI	Charlotte Banks	6	10.57m	Ella Koster
3	5.19m NWI	Ella Koster	7	10.11m	Rebecca Moore
4	5.14m +2.9	Chloe Davis	8	9.95m	Scarlett O'Connor

9	8.75m	Janet Naylor	17	18.70m	Isla Gillespie
10	7.38m	Jessie Wong	18	14.40m	Deborah Drennan
11	7.37m	Jenny Schell	19	12.82m	Jenna Ryan
12	7.25m	Zara Perry	20	12.40m	Jillian Senior
13	6.84m	Isla Gillespie	Female Discus 750g		
14	6.44m	Catherine Mikan	1	13.70m	Roslyn Wolfers
15	6.05m	Wendy Fleming	Female Hammer 2kg		
16	5.98m	Jillian Senior	1	17.87m	Roslyn Wolfers
17	5.39m	Jenna Ryan	Female Hammer 3kg		
18	4.55m	Mali Lovell	1	40.94m	Rebecca Moore
Female Shot Put 4kg			2	39.71m	Caroline Layt
1	11.61m	Cora Patriarca	3	27.25m	Emily Govers
2	10.53m	Caroline Layt	4	24.96m	Jenny Schell
3	10.18m	Chloe Davis	5	18.33m	Jillian Senior
4	10.01m	Odette Palma	Female Hammer 4kg		
5	9.80m	Ella Koster	1	57.03m	Odette Palma
6	9.65m	Bronte Hodson	2	42.34m	Maria Cimino
7	9.05m	Nicole Robertson	3	39.54m	Rebecca Moore
8	8.99m	Alice Bohdan	4	38.11m	Siena Reynolds
9	8.89m	Maria Cimino	5	29.33m	Rebekah Rose
10	8.38m	Rebecca Moore	6	24.29m	Helena Smith
11	8.34m	Nicolette Donofrio	Female Javelin 400g		
12	8.18m	Helena Smith	1	22.16m	Gabriela Marczyk
13	8.07m	Elizabeth Morison	2	10.30m	Roslyn Wolfers
14	7.43m	Joanna Davis	Female Javelin 500g		
Female Discus 1kg			1	37.51m	Rhedyn Wong
1	40.83m	Larissa Sadul	2	34.55m	Ella Koster
2	34.78m	Odette Palma	3	31.76m	Bronte Hodson
3	33.42m	Bronte Hodson	4	27.55m	Georgia Spanswick
4	30.00m	Rhedyn Wong	5	26.31m	Scarlett O'Connor
5	28.97m	Fiorella Collins	6	21.32m	Janet Naylor
6	27.16m	Maria Cimino	7	19.99m	Emily Govers
7	27.15m	Scarlett O'Connor	8	19.16m	Caroline Layt
8	27.03m	Rebecca Moore	9	18.09m	Zara Perry
9	26.56m	Cora Patriarca	10	17.21m	Catherine Mikan
10	26.33m	Helena Smith	11	16.56m	Alicia MacMillan
11	24.20m	Nicole Robertson	12	15.08m	Isla Gillespie
12	23.82m	Caroline Layt	13	14.90m	Jenny Schell
13	23.49m	Jenny Schell	14	12.48m	Wendy Fleming
14	23.43m	Emily Govers	15	11.47m	Jillian Senior
15	20.41m	Janet Naylor	16	10.65m	Jenna Ryan
16	20.09m	Zara Perry	16	10.65m	Deborah Drennan

Female Javelin 600g

1	39.50m	Cora Patriarca
2	37.64m	Chloe Davis
3	36.58m	Rebekah Rose
4	31.50m	Bronte Hodson
5	31.32m	Ella Koster
6	28.39m	Alice Bohdan
7	25.96m	Maria Cimino
8	19.98m	Helena Smith
9	19.45m	Rebecca Moore
9	19.45m	Nicole Robertson
11	18.69m	Odette Palma
12	16.14m	Joanna Davis

Female Wght Thr 100lb

1	2.02m	Caroline Layt
---	-------	---------------

Female Wght Thr 11.34kg

1	12.24m	Odette Palma
2	9.60m	Maria Cimino
3	8.19m	Caroline Layt

Female Wght Thr 15.88kg

1	6.28m	Maria Cimino
---	-------	--------------

Female Wght Thr 4kg

1	15.25m	Caroline Layt
2	6.76m	Roslyn Wolfers

Female Wght Thr 5.45kg

1	20.30m	Odette Palma
2	16.36m	Maria Cimino
3	14.09m	Caroline Layt
4	8.52m	Jillian Senior

Female Wght Thr 56lb

1	3.59m	Caroline Layt
---	-------	---------------

Female Wght Thr 7.26kg

1	16.81m	Odette Palma
2	13.71m	Maria Cimino
3	12.24m	Caroline Layt
4	9.36m	Jenny Schell
5	5.47m	Jenna Ryan

Female Wght Thr 9.08kg

1	15.41m	Odette Palma
2	12.94m	Maria Cimino
3	10.14m	Caroline Layt
4	7.59m	Helena Smith

Female Heptathlon

1	4408	Ella Koster
2	4287	Chloe Davis

Female Out Pent

1	2201	Joanna Davis
2	2007	Janet Naylor
3	2793	Cora Patriarca
4	2072	Catherine Mikan

Female Wght Pent

1	3461	Odette Palma
2	3275	Maria Cimino
3	2054	Jenny Schell

Female Wght Pent Heavy

1	4067	Odette Palma
2	4009	Caroline Layt
3	3701	Maria Cimino

Female Super Wght 25lb

1	8.63m	Caroline Layt
---	-------	---------------

Female Super Wght 35lb

1	8.87m	Odette Palma
2	7.24m	Maria Cimino

Male 60m Sprint

1	6.75	+2.4	Christopher Ius
2	6.82	+2.8	Lewis Clabburn
3	7.05	+0.5	Jack Edwards
4	7.08	NWI	Ashlyn Ndlovu
5	7.15	+1.6	Taboka Tshuma
6	7.24	+1.2	Aidan Jones
7	7.25	+3.3	Daniel Nolan
8	7.31	+0.5	Anthony Collum
9	7.32	+0.6	Ethan Quintana
10	7.1h	NWI	Thomas Pitts
11	7.34	-2.1	Louis Stenmark
12	7.1h	NWI	Joseph Dennis
12	7.1h	NWI	Koray Kirk
14	7.35	+0.3	Ashley McMahon
15	7.37	+0.5	Albert Swan
16	7.39	+3.3	Lewis Ehrlich
17	7.41	+0.2	Ryan Dowling
18	7.44	+1.1	Connor Mawer
19	7.2h	NWI	David Turner
20	7.49	-1.0	Clinton Mcewan

21	7.3h	NWI	Ashton Gleeson	4	10.51	+2.4	Abdoulie Asim
21	7.3h	NWI	Joey Ryu	5	10.66	+2.1	Nicholas Bate
23	7.4h	NWI	Ken Elias	6	10.69	+2.9	Zen Clark
23	7.4h	NWI	Nicholas Dowling	7	10.70	+2.1	Hugo Whitehead
25	7.5h	NWI	Matthew Otten	8	10.79	+3.4	Matthew Wood
26	7.6h	NWI	Michael Gedz	9	10.82	+2.5	Lewis Clabburn
26	7.6h	NWI	William Guthrie	10	10.85	+1.8	Munashe Hove
28	7.91	+0.0	Lars Ackland	10	10.85	+0.4	Michael Konomanyi
29	7.7h	NWI	Nenad Protic	12	10.86	+3.7	Oscar Pintaric
29	7.7h	NWI	John Hunter	13	10.90	+1.2	Connor Bond
31	7.99	+0.5	Choo Huat Tan	13	10.90	+3.5	Ashlyn Ndlovu
32	8.03	NWI	Jamie Terley	13	10.90	+3.7	Jack Edwards
33	8.07	NWI	Julian Lee	16	10.91	+3.5	Aaron Jeffery
34	7.9h	NWI	Caerl Murray	17	10.94	+1.1	Alec Diamond
34	7.9h	NWI	Daniel White	18	10.99	+1.5	Isaac Sharwood
36	8.2h	NWI	Trevor Young	19	11.06	+0.0	Louis Stenmark
37	8.49	+0.8	Max Holmes	20	11.08	+0.6	Ethan Quintana
38	8.61	NWI	Victor Ramondetta	21	11.09	+3.4	Taboka Tshuma
39	8.4h	NWI	Max Holmes	22	11.12	+1.3	Joseph Ayoade
39	8.4h	NWI	Tim McGrath	23	11.13	+2.5	Daniel Lloyd Jones
41	8.6h	NWI	Andrew Williams	24	11.14	+1.2	Keegan Bell
42	8.95	-2.0	Ronald Ross	25	11.16	+0.9	Dominic Panozzo
43	9.00	+0.6	Kai Zhe Tan	26	11.20	+3.4	Daniel Nolan
44	9.02	+0.6	Elijah McMahon	27	11.22	+1.5	Albert Swan
45	9.03	+0.6	Sam Holmes	27	11.22	+2.8	Aidan Jones
46	8.8h	NWI	Simon Hewitt	27	11.22	+1.1	Matthew Crowe
47	9.1h	NWI	Zion McMahon	30	11.23	+3.8	Ashley McMahon
48	9.2h	NWI	Takeru Terley	31	11.28	-0.5	Thomas Pitts
48	9.2h	NWI	Zoran Novicic	32	11.33	+1.1	Joseph Dennis
50	9.46	NWI	Jude Lumley	33	11.37	+1.1	Jason Ho
51	9.71	NWI	Zak Evans	34	11.39	+2.9	Connor Mawer
52	9.7h	NWI	Kevin Chamberlain	35	11.40	+1.3	Thomas Hunt
53	9.8h	NWI	Nicholas Bastas	36	11.46	+1.3	Anthony Collum
54	10.2h	NWI	David Donnelley	36	11.46	+0.0	Scott Wong
55	10.8h	NWI	Hugh Colburn	38	11.50	+0.9	Lewis Ehrlich
56	10.9h	NWI	Doug Barrett	39	11.61	-1.8	Koray Kirk
57	11.37	NWI	Kaishu Terley	39	11.61	+3.5	Ryan Dowling
58	15.13	NWI	Ron Shoesmith	41	11.63	-1.5	Corey Furminger
Male 100m Sprint				42	11.66	+0.2	Emmanuel Fakiye
1	10.24	+1.9	Christopher Ius	43	11.71	+2.5	Clinton Mcewan
2	10.45	+0.2	Ismail Dudu Kamara	44	11.75	+1.1	James Hunt
3	10.47	+3.3	Jordan Sarmiento	45	11.85	-2.0	Dylan Charlier

46	11.7h	NWI	Nicholas Dowling	4	17.7h	NWI	Ashley McMahon
47	11.98	-2.0	Joel Neasmith	5	18.0h	NWI	Ashton Gleeson
48	12.02	+0.5	Lars Ackland	6	18.7h	NWI	David Turner
49	12.04	+3.4	David Thebridge	7	19.05	NWI	Ken Elias
50	12.11	+1.6	Ken Elias	8	20.65	NWI	Victor Ramondetta
51	11.9h	NWI	Ashton Gleeson	9	20.5h	NWI	Caerl Murray
52	12.19	-0.7	Zeth Söderlund	10	22.4h	NWI	Elijah McMahon
53	12.0h	NWI	Matthew Otten	11	22.5h	NWI	Sam Holmes
54	12.32	+1.0	Andres Hampel	12	23.60	NWI	Kai Zhe Tan
55	12.1h	NWI	David Turner	13	24.35	NWI	Jude Lumley
56	12.35	+0.5	Llewyn Morrison	14	24.3h	NWI	Trevor Young
57	12.36	+2.5	Choo Huat Tan	15	25.23	NWI	Takeru Terley
58	12.2h	NWI	Nenad Protic	16	26.8h	NWI	Nicholas Bastas
59	12.46	+1.3	Julian Lee	17	32.43	NWI	Kaishu Terley
60	12.3h	NWI	Joey Ryu	18	42.00	NWI	Ron Shoesmith
61	12.6h	NWI	Caerl Murray	Male 200m Sprint			
62	13.07	+1.2	Matthew Hunt	1	20.81	+1.4	Abdoulie Asim
63	13.22	+0.6	Max Holmes	2	20.86	+1.4	Jordan Sarmento
64	13.24	+2.5	Max Holmes	3	21.23	+3.3	Anthony Gale
65	13.25	-4.6	Jamie Terley	4	21.38	+0.6	Hugo Whitehead
66	13.1h	NWI	Trevor Young	5	21.56	-0.2	Christopher Ius
67	13.72	+2.2	Jimmy Thebridge	6	21.62	+0.6	Louis Stenmark
68	13.73	+1.2	Victor Ramondetta	7	21.68	+0.0	Mark Fokas
69	13.90	+2.9	Kai Zhe Tan	8	21.69	+1.7	Nicholas Bate
70	13.7h	NWI	Tim McGrath	8	21.69	+0.4	Keegan Bell
71	14.12	+1.6	Sam Holmes	10	21.72	NWI	Ismail Dudu Kamara
72	14.17	+1.2	Elijah McMahon	11	21.79	+0.8	Munashe Hove
73	14.3h	NWI	Ronald Ross	12	21.87	+0.3	Connor Bond
74	14.73	-0.5	Ashton Briffa	13	22.04	+2.4	Ashlyn Ndlovu
75	15.11	+0.6	Zion McMahon	14	22.05	+2.9	Matthew Wood
76	15.1h	NWI	Kevin Chamberlain	15	22.12	+1.3	Matthew Crowe
77	15.6h	NWI	Zoran Novicic	16	22.26	-1.1	Zen Clark
78	16.2h	NWI	Takeru Terley	16	22.26	+1.7	Isaac Sharwood
79	16.4h	NWI	David Donnelley	16	22.26	-2.3	Thomas Glascott
80	16.7h	NWI	Nicholas Bastas	19	22.28	-0.1	Ethan Quintana
81	18.3h	NWI	Doug Barrett	20	22.34	+1.7	Oscar Pintaric
82	20.1h	NWI	Kaishu Terley	21	22.35	+1.9	Thomas Hunt
83	26.0h	NWI	Ron Shoesmith	22	22.37	+2.9	Michael Konomanyi
Male 150m Sprint				23	22.47	+1.7	Joseph Dennis
1	16.20	NWI	Louis Stenmark	23	22.47	+1.6	Aaron Jeffery
2	17.0h	NWI	Joseph Dennis	25	22.54	-0.1	Jack McFadden
3	17.5h	NWI	Dylan Charlier	26	22.67	-0.5	Jack Edwards

27	22.69	+1.3	Ben Carter	69	31.56	+1.5	Oskar Berglund
28	22.74	-2.3	Taboka Tshuma	70	32.18	+1.3	Zoran Novicic
29	22.76	-0.2	Daniel Nolan	71	32.4h	NWI	Sam Holmes
30	22.80	+1.7	Daniel Lloyd Jones	72	37.33	-1.1	Nicholas Bastas
31	22.87	+1.4	Scott Wong	73	37.6h	NWI	Doug Barrett
32	22.97	+0.1	Joseph Ayoade	74	47.9h	NWI	Zak Evans
33	23.04	+0.0	Corey Furminger	75	1:05.0h	NWI	Ron Shoesmith
34	23.11	+2.4	Connor Mawer	Male 300m Sprint			
35	23.24	+0.0	Dominic Panozzo	1	34.90		Jackson Collett
36	23.31	NWI	Ryan Dowling	2	34.96		Ben Carter
37	23.34	-1.7	Xavier Jeffery	3	35.50		Thomas Hunt
38	23.55	+0.0	Dylan Charlier	4	37.12		Ashley McMahon
39	23.59	-1.9	Aidan Jones	5	45.06		Caerl Murray
40	23.60	+2.0	James Hunt	6	45.28		Trevor Young
41	23.67	+0.0	Clinton Mcewan	7	45.51		Victor Ramondetta
42	23.84	+0.0	Anthony Collum	8	46.71		Paul Trainor
43	23.86	-0.1	Ashley McMahon	9	56.61		Jude Lumley
44	24.0h	NWI	Ashton Gleeson	10	1:44.34		Ron Shoesmith
45	24.47	-0.5	Riley Sloan	Male 400m Sprint			
46	24.60	NWI	Zeth Söderlund	1	46.80		Louis Stenmark
46	24.60	NWI	Jason Ho	2	47.20		Jordan Sarmento
48	24.4h	NWI	Max Milani	3	47.32		Keegan Bell
49	24.73	+0.0	Ken Elias	4	47.47		Luke Van Ratingen
50	24.83	-0.7	Lars Ackland	5	47.51		Mason Cohen
51	25.0h	NWI	Nicholas Dowling	6	47.56		Matthew Crowe
52	25.2h	NWI	Matthew Otten	7	48.37		Dominic Panozzo
53	25.45	-0.5	Choo Huat Tan	8	48.48		Thomas Hunt
54	25.46	+0.8	David Turner	9	48.49		Mark Fokas
55	25.3h	NWI	William Guthrie	10	48.97		Thomas Glascott
56	25.9h	NWI	Michael Gedz	11	49.07		Corey Furminger
57	26.33	+1.5	Andres Hampel	12	49.47		Jack McFadden
58	26.3h	NWI	Julian Lee	13	49.96		Alec Diamond
59	26.4h	NWI	Trevor Young	14	50.21		Oscar Pintaric
60	26.65	+0.0	Matthew Hunt	15	50.32		Dylan Charlier
61	26.9h	NWI	Nenad Protic	16	50.72		Aaron Jeffery
62	28.0h	NWI	Caerl Murray	17	51.32		Joseph Dennis
63	28.37	+2.2	Jimmy Thebridge	18	51.86		Max Holmes
64	28.66	+2.8	Tim McGrath	19	52.24		Ryan Dowling
65	28.69	-1.3	Victor Ramondetta	20	52.44		Ashley McMahon
66	29.34	+2.8	Elijah McMahon	21	53.03		Christopher Zilifian
67	30.60	-1.3	Kai Zhe Tan	22	53.39		James Hunt
68	31.44	+2.8	Zion McMahon	23	53.56		Zeth Söderlund

24	53.76	Timothy Sanki	11	2:06.67	Kalan McEvoy
25	53.86	Ashton Gleeson	12	2:13.19	Choo Huat Tan
26	55.43	Choo Huat Tan	13	2:18.54	Paul Trainor
27	55.65	Riley Sloan	14	2:28.16	Brad Sharpe
28	57.55	Ken Elias	15	2:30.0h	Trevor Young
29	57.6h	Matthew Otten	16	2:33.3h	Nathan Shute
30	58.55	Matthew Hunt	17	2:35.3h	Charlie Roughan
31	58.5h	Anthony Collum	18	2:36.8h	Kevin Chamberlain
32	58.89	Trevor Young	19	2:41.00	Ronald Ross
33	1:00.0h	Nenad Protic	20	2:41.02	Andy West
34	1:03.5h	Antony Guest	21	2:41.4h	Andrew Williams
35	1:04.7h	Paul Trainor	22	2:49.5h	Norman Holmes
36	1:06.52	Victor Ramondetta	23	2:57.7h	Doug Barrett
37	1:06.6h	Brad Sharpe	24	2:58.3h	Darren Motum
38	1:07.34	Ronald Ross	25	3:12.1h	Stephen Ball
39	1:07.4h	Andy West	26	3:13.5h	Tim McGrath
40	1:09.5h	Nathan Shute	27	6:57.9h	Ron Shoesmith
41	1:12.7h	Kevin Chamberlain	Male 1500m Run		
42	1:14.4h	Sam Holmes	1	3:51.79	Max Mahon
43	1:19.5h	Doug Barrett	2	3:58.25	Taylor John
44	1:24.7h	Darren Motum	3	4:02.35	Zachary Johnson
45	1:30.9h	David Donnelley	4	4:02.88	Will Keir
46	2:44.8h	Ron Shoesmith	5	4:03.55	Benjamin Thomson
Male 500m Run			6	4:05.27	Charlie Doherty
1	1:02.63	Louis Stenmark	7	4:06.71	Liam Gorman
Male 600m Run			8	4:07.35	Leo Peterson
1	1:39.90	Choo Huat Tan	9	4:09.20	Simon Magner
2	1:41.44	Paul Trainor	10	4:12.80	Matt North
3	1:47.56	Brad Sharpe	11	4:14.43	Ethan McKenzie
4	2:04.17	Trevor Young	12	4:17.16	Kalan McEvoy
5	4:11.25	Ron Shoesmith	13	4:21.82	Jacob Magner
Male 800m Run			14	4:25.26	William Coleman
1	1:48.29	Mason Cohen	15	4:26.87	Cooper Phillips
2	1:49.90	Jye Perrott	16	4:47.55	Paul Trainor
3	1:50.69	Taylor John	17	4:59.89	Alec Diamond
4	1:53.16	Corey Furminger	18	5:12.80	Brad Sharpe
5	1:53.87	Zachary Johnson	19	5:21.7h	Nathan Shute
6	1:55.29	Benjamin Thomson	20	5:27.3h	Kevin Chamberlain
7	1:58.19	Dominic Panozzo	21	5:43.9h	Matthew Otten
8	2:00.35	Zeth Söderlund	22	5:45.70	Andy West
9	2:01.66	Thomas Hunt	23	5:54.0h	Darren Motum
10	2:03.47	Matt North	24	6:06.9h	Norman Holmes

25	6:08.0h	Doug Barrett	13	17:23.30	Jacob Magner
26	6:18.7h	Trevor Young	Male	10000m Run	
27	6:23.2h	Zoran Novicic	1	28:23.94	Edward Goddard
28	7:35.98	Tim McGrath	2	30:36.67	Charlie Doherty
29	14:30.1h	Ron Shoesmith	3	30:50.96	Leo Peterson
Male	3000m Run		4	31:12.98	Max Mahon
1	8:17.50	Max Mahon	5	34:13.21	Cooper Phillips
2	8:18.39	Josh Ferris	6	34:22.42	Nick Walker
3	8:29.57	Kieran Gorman	Male	1 Mile Run	
4	8:34.34	Mitchell Westhuizen	1	4:17.47	Leo Peterson
5	8:35.36	Zachary Johnson	2	4:40.84	Matt North
6	8:37.94	Leo Peterson	3	5:07.09	Paul Trainor
7	8:51.90	Will Atkinson	4	5:35.83	Nathan Shute
8	8:55.64	Will Keir	5	5:39.29	Brad Sharpe
9	8:57.09	Simon Magner	Male	1500m Walk	
10	9:06.30	Ethan McKenzie	1	9:41.5h	Jim Seymon
11	9:18.90	William Coleman	2	10:07.1h	Doug Barrett
12	9:18.93	Liam Gorman	3	14:17.5h	Ron Shoesmith
13	9:20.03	Matt North	Male	3000m Walk	
14	9:32.50	Cooper Phillips	1	20:03.7h	Jim Seymon
15	9:41.57	Jacob Magner	2	20:38.0h	Doug Barrett
16	10:17.08	Paul Trainor	Male	5000m Walk	
17	11:56.8h	Brad Sharpe	1	38:21.40	Jim Seymon
18	12:11.2h	Nathan Shute	Male	80m Hurdles 0.762m	
19	12:37.4h	Antony Guest	1	13.61 +2.1	Dominic Lee
20	13:12.2h	Darren Motum	Male	90m Hurdles 0.762m	
21	15:19.8h	Doug Barrett	1	13.21 +1.8	Andres Hampel
22	15:33.2h	Brodie Dixon	2	16.08 +0.1	Zac Evans
23	16:51.8h	Trevor Young	3	16.17 -0.8	Zak Evans
Male	5000m Run		4	16.31 -1.2	Dominic Lee
1	14:13.30	Edward Goddard	Male	100m Hurdles 0.840m	
2	14:24.41	Max Mahon	1	13.51 +1.9	Max Milani
3	14:34.89	Charlie Doherty	2	14.68 +0.1	Daniel White
4	14:41.66	Leo Peterson	3	14.91 +2.2	Llewyn Morrison
5	14:47.99	Liam Gorman	4	14.92 +0.1	Evan Venning
6	14:50.70	Will Atkinson	5	15.24 +2.1	Julian Lee
7	15:48.29	Will Keir	6	23.71 -2.9	Zoran Novicic
8	16:02.60	Simon Magner	Male	110m Hurdles 0.914m	
9	16:13.04	Nick Walker	1	14.56 +0.4	Henry Murray
10	16:22.80	Ethan McKenzie	2	14.59 +3.0	Joel Neasmith
11	16:28.86	Cooper Phillips	3	14.62 +0.9	Max Milani
12	17:13.40	William Coleman	4	16.93 +1.2	Julian Lee

5	18.76	+1.2	Luke Fisher	5	1.50m	Nenad Protic
Male	110m Hurdles	0.991m		5	1.50m	Ashley McMahon
1	15.03	+0.4	Austin Little	7	1.40m	Ken Elias
2	15.26	+0.3	Ryan Dowling	8	1.30m	Kai Zhe Tan
Male	110m Hurdles	1.067m		9	1.25m	Tim McGrath
1	14.58	+1.0	Alec Diamond	10	1.20m	Matthew Otten
2	18.71	-0.3	Joshua Coppolelli	10	1.20m	Zak Evans
Male	200m Hurdles	0.762m		10	1.20m	Zoran Novicic
1	26.33	+0.3	Max Milani	13	1.15m	Sam Holmes
2	28.75	-1.4	Llewyn Morrison	14	1.10m	Zion McMahon
3	28.82	-1.2	Matthew Hunt	15	1.05m	Nicholas Bastas
4	30.70	+0.9	Julian Lee	Male	Pole Vault	
5	35.24	+1.6	Elijah McMahon	1	4.70m	Nickoli Simmons
Male	300m Hurdles	0.762m		2	4.60m	Alec Diamond
1	54.25		Victor Ramondetta	3	2.80m	Tim McGrath
Male	400m Hurdles	0.840m		4	2.70m	Daniel White
1	53.06		Dominic Panozzo	5	1.80m	Zoran Novicic
2	56.56		Dylan Charlier	Male	Long Jump	
3	58.75		James Hunt	1	7.74m +2.0	Alec Diamond
4	1:00.29		Ashton Gleeson	2	7.66m -0.2	William Freyer
5	1:04.14		Julian Lee	3	7.17m +1.6	Thomas Pitts
Male	400m Hurdles	0.914m		4	6.74m +0.3	Connor Bond
1	51.53		Mark Fokas	5	6.40m +2.2	Joel Neasmith
2	52.22		Thomas Hunt	6	6.23m +0.8	Joshua Coppolelli
3	52.71		Matthew Crowe	7	5.81m -0.3	Joey Ryu
4	52.77		Dominic Panozzo	8	5.46m	Matthew Otten
5	53.16		Jack McFadden	9	5.36m +0.0	Ashley McMahon
6	58.77		James Hunt	10	5.31m +1.5	Nicholas Dowling
Male	400m Hurdles	0.762m		11	5.26m	Daniel White
1	58.73		James Hunt	12	5.12m +0.0	Isaac Sharwood
Male	2000m StplCh	0.762m		13	5.11m NWI	Ken Elias
1	8:08.55		Brad Sharpe	14	5.02m +0.2	Cadel Holmes
Male	2000m StplCh	0.840m		15	5.00m	Nenad Protic
1	6:41.45		Cameron Gorman	16	4.86m +0.3	Jamie Terley
Male	3000m StplCh	0.914m		17	4.79m +0.9	Tim McGrath
1	09:11.74		Will Atkinson	18	4.49m +4.7	Kai Zhe Tan
2	10:32.96		William Coleman	19	4.32m +2.2	Zoran Novicic
Male	High Jump			20	3.60m	Nicholas Bastas
1	2.10m		Darcy Holmes	21	3.41m	Takeru Terley
2	2.00m		Alec Diamond	22	3.36m +1.2	Victor Ramondetta
3	1.85m		Campbell Duff	23	3.31m -3.1	Warren Jones
4	1.68m		Cadel Holmes	24	3.05m	Doug Barrett

25	2.95m	Andrew Wilson	3	12.65m	Clinton Mcewan
26	2.19m	Kaishu Terley	4	12.28m	William Brown
Male	Triple Jump		5	11.00m	John Hunter
1	15.84m +1.1	Emmanuel Fakiye	6	10.87m	Matthew Mcvey
2	14.08m +0.0	Thomas Pitts	7	10.18m	William Guthrie
3	12.70m +0.3	Joshua Coppolelli	8	10.03m	Ryan Dowling
4	11.18m	Matthew Otten	9	9.72m	Tim Heyes
5	11.04m	Nenad Protic	10	9.24m	Emmanuel Fakiye
6	9.97m +2.4	Cadel Holmes	11	9.21m	Jamie Terley
7	9.88m +0.0	Jude Lumley	12	9.20m	Stuart Downie
8	9.78m +3.4	Jimmy Thebridge	13	8.96m	Max Perry
9	8.72m +0.8	Zoran Novicic	14	8.61m	Warren Jones
10	7.74m	Nicholas Bastas	15	8.11m	Caerl Murray
11	7.10m	Doug Barrett	16	7.53m	Hugo Whitehead
Male	Shot Put 2kg		Male	Discus	
1	9.83m	Zak Evans	1	35.13m	Daniel White
Male	Shot Put 3kg		Male	Discus 0.750kg	
1	8.25m	Nicholas Bastas	1	27.49m	Zak Evans
2	7.98m	Sam Holmes	Male	Discus 1.5kg	
Male	Shot Put 4kg		1	41.86m	Stuart Downie
1	12.36m	Taj Mailei	2	35.55m	Tim McGrath
2	10.12m	Daniel White	3	25.96m	Brad Sharpe
3	9.15m	Robert Archer	4	24.09m	Andrew Wilson
4	8.72m	Jaiden Yu	Male	Discus 1.75kg	
5	7.50m	Max Holmes	1	48.48m	John Hunter
6	4.47m	Robert Jones	2	40.80m	William Guthrie
Male	Shot Put 5kg		3	40.29m	Stuart Downie
1	14.90m	Maxi Zihlmann	4	38.70m	Max Perry
2	9.72m	Joseph Dennis	Male	Discus 1.75kg	
3	9.29m	James Hunt	1	41.07m	Stuart Downie
4	8.25m	Trevor Young	2	40.35m	Max Perry
5	8.15m	Ashton Gleeson	3	40.14m	William Guthrie
6	7.76m	Zoran Novicic	Male	Discus 1kg	
7	6.96m	Doug Barrett	1	42.81m	Daniel White
Male	Shot Put 6kg		2	33.57m	Jaiden Yu
1	10.92m	Tim McGrath	3	29.15m	Zoran Novicic
2	9.05m	Andrew Wilson	4	28.60m	Doug Barrett
3	8.87m	Mark Fokas	5	28.14m	Robert Archer
4	6.08m	Darren Motum	6	27.77m	Trevor Young
Male	Shot Put 7.26kg		7	26.95m	Max Holmes
1	15.32m	Alec Diamond	8	26.49m	Max Holmes
2	14.77m	Lachlan Antoinette	9	24.21m	Peter Douglas

10	20.95m	Ross Douglas	Male	Javelin 500g	
11	20.76m	Nicholas Bastas	1	9.25m	Robert Jones
12	10.75m	Robert Jones			
Male	Discus 2kg		Male	Javelin 600g	
1	46.40m	John Hunter	1	28.56m	Trevor Young
2	45.63m	Alec Diamond	2	27.31m	Zoran Novicic
3	35.97m	Stuart Downie	3	26.78m	Cadel Holmes
4	33.49m	Max Perry	4	21.87m	Doug Barrett
5	31.99m	Matthew Mcvey	5	20.30m	Jaiden Yu
6	25.31m	Jamie Terley	Male	Javelin 700g	
7	24.89m	Warren Jones	1	45.68m	Stuart Downie
Male	Discus 750g		2	35.07m	Tim McGrath
1	28.02m	Zak Evans	3	29.23m	Charlie Roughan
2	21.68m	Sam Holmes	4	26.48m	Daniel White
3	15.46m	Takeru Terley	5	23.32m	Andrew Wilson
Male	Hammer 3kg		6	19.90m	Brad Sharpe
1	36.26m	Jaiden Yu	7	19.23m	Jaiden Yu
2	21.79m	Nicholas Bastas	Male	Javelin 800g	
Male	Hammer 4kg		1	50.44m	Alec Diamond
1	36.48m	Jaiden Yu	2	43.36m	Stuart Downie
2	17.35m	Max Holmes	3	40.21m	Matthew Mcvey
3	15.92m	Sam Holmes	4	33.04m	Abdoulie Asim
4	13.53m	Robert Jones	5	32.38m	Matthew Otten
Male	Hammer 5kg		6	24.92m	Warren Jones
1	41.14m	Stuart Downie	7	16.10m	Mark Fokas
2	18.90m	Zoran Novicic	Male	Wght Thr 11.34kg	
3	11.19m	Sam Holmes	1	14.25m	William Guthrie
Male	Hammer 6kg		2	11.24m	Warren Jones
1	48.88m	William Guthrie	3	9.51m	Andrew Wilson
2	45.56m	John Hunter	4	3.88m	Robert Jones
3	40.05m	Stuart Downie	Male	Wght Thr 15.88kg	
4	20.34m	Andrew Wilson	1	18.27m	Tim Heyes
Male	Hammer 7.26kg		2	18.14m	William Brown
1	66.31m	William Brown	3	8.97m	Warren Jones
2	65.45m	Tim Heyes	Male	Wght Thr 20kg	
3	43.95m	John Hunter	1	5.96m	Warren Jones
4	38.86m	Warren Jones	Male	Wght Thr 25.4kg	
5	37.45m	Ellington Steanes	1	4.79m	Warren Jones
6	30.79m	Stuart Downie	Male	Wght Thr 4kg	
Male	Javelin 400g		1	6.65m	Robert Jones
1	23.60m	Nicholas Bastas	Male	Wght Thr 5.45kg	
2	22.37m	Zak Evans	1	8.53m	Nicholas Bastas

2	5.67m	Robert Jones	5	16:02.00	Zoe Banks
Male	Wght Thr 7.26kg		6	16:35.00	Xanthe Cogan
1	4.94m	Robert Jones	7	19:14.00	Deborah Drennan
Male	Wght Thr 9.08kg		8	19:17.00	Eloise Boys
1	13.94m	Warren Jones	Female 6000m Run		
2	7.43m	Doug Barrett	1	23:18.00	Rosie Fordham
3	4.26m	Robert Jones	2	29:01.00	Deborah Drennan
Male	Decathlon		Male 2000m Run		
1	7665	Alec Diamond	1	6:30.00	Cooper Phillips
Male	Out Pent		Male 3000m Run		
1	2419	Zoran Novicic	1	9:53.00	Ethan McKenzie
2	2373	Tim McGrath	2	10:09.00	Cooper Phillips
Male	Wght Pent		3	10:32.00	Jacob Magner
1	1885	Warren Jones	Male 4000m Run		
2	883	Robert Jones	1	12:55.00	Kieran Gorman
Male	Wght Pent Heavy		2	13:19.00	Simon Magner
1	2158	Warren Jones	3	14:00.00	Jacob Magner
2	1029	Robert Jones	4	14:10.00	Matt North
Male	Super Wght 56lb		5	14:19.00	Cameron Gorman
1	4.26m	Andrew Wilson	6	21:10.00	Doug Barrett
Cross Country			7	21:35.00	Andrew MacDonald
Female 2000m Run			Male 5000m Run		
1	6:57.00	Charlotte O'Dowd	1	14:57.00	Edward Goddard
2	8:57.00	Mali Lovell	2	15:07.00	Charlie Doherty
Female 3000m Run			3	15:23.00	Liam Gorman
1	10:41.00	Sarah Baker	4	15:37.00	Max Mahon
2	11:10.00	Mia Fry	5	16:10.00	Leo Peterson
3	11:13.00	Grace Kells	Male 6000m Run		
4	11:24.00	Charlotte O'Dowd	1	21:17.00	Simon Magner
5	11:27.00	Sophie Schultz	2	22:10.00	William Coleman
6	11:31.00	Caitlyn Tan	3	22:30.00	Matt North
7	11:39.00	Olivia Gorman	Male 10000m Run		
8	11:49.00	Zoe Banks	1	30:17.00	Edward Goddard
9	11:50.00	Hannah Cerezo	2	32:07.00	Charlie Doherty
10	12:23.00	Annabel Maple-Brown	3	32:41.00	Max Mahon
11	12:39.00	Madeleine Huyskens			
Female 4000m Run					
1	13:48.00	Imogen Gardiner	Full rankings can be found at: https://www.utsnorthsath.com.au/rankings		
2	15:14.00	Olivia Gorman			
3	15:26.00	Grace Kells			
4	15:38.00	Caitlyn Tan			

Club Records

As at 30th April, 2021

WOMEN

60m	7.52	Open	Jessica Knox (33)
60m	7.56	U23	Gabriella O'Grady (20)
60m	7.3h	U20	Laura Verlinden (18)
60m	7.67	U18	Georgia Fichardt (16)
60m	7.67	U17	Georgia Fichardt (16)
60m	7.72	U16	Gabriella Taylor (14)
60m	7.72	U15	Gabriella Taylor (14)
60m	7.88	U14	Gabriella Taylor (13)
60m	8.30	U13	Gabriella Taylor (12)
60m	7.52	W30	Jessica Knox (33)
60m	7.4h	W35	Melissa Medicott (36)
60m	7.91	W40	Monique Perry (44)
60m	7.98	W45	Monique Perry (45)
60m	8.23	W50	Kylie Strong (50)
60m	9.0h	W55	Gabrielle Whelan (55)
60m	10.1h	W60	Deborah Drennan (61)
60m	11.7h	W65	Jillian Senior (65)
60m	11.7h	W65	Jillian Senior (66)
60m	15.4h	W70	Roslyn Wolfers (70)
60m	12.63	W80	Kathleen Cook (80)
100 yards	10.4h	Open	Jenny Lamy (17)
100m	11.20	Open	Jenny Lamy (18)
100m	11.1h	U23	Jenny Lamy (20)
100m	11.20	U20	Jenny Lamy (18)
100m	11.60	U18	Melissa Moore (17)/ Fiona Blair (17)
100m	11.87	U17	Karlie Morton (15)
100m	11.87	U16	Karlie Morton (15)
100m	11.93	U15	Alice Wilson (14)
100m	12.49	U14	Alice Dixon (13)
100m	13.11	U13	Kristie Edwards (12)
100m	11.60	W30	Jessica Knox (33)
100m	11.8h	W35	Melissa Medicott (36)
100m	12.3h	W40	Monique Perry (43)

100m	12.49	W45	Monique Perry (45)
100m	12.90	W50	Kylie Strong (50)
100m	14.5h	W55	Gabrielle Whelan (55)
100m	17.33	W60	Margaret Thomas (61)
100m	16.70	W65	Kathleen Cook
100m	19.90	W70	Ruth Frith
100m	19.30	W75	Ruth Frith
100m	19.3h	W80	Ruth Frith (81)
100m	29.23	W85	Laurel Barrett (86)
120m	14.66	Open	Georgia Fichardt (16)
120m	17.45	U23	Alyssa Philip (21)
120m	14.66	U18	Georgia Fichardt (16)
120m	14.66	U17	Georgia Fichardt (16)
120m	14.66	U16	Georgia Fichardt (16)
150m	18.63	Open	Stephanie Power (28)
150m	18.84	U20	Gabriella Taylor (13)
150m	18.84	U18	Gabriella Taylor (13)
150m	18.84	U17	Gabriella Taylor (13)
150m	18.84	U16	Gabriella Taylor (13)
150m	18.84	U15	Gabriella Taylor (13)
150m	18.84	U14	Gabriella Taylor (13)
150m	26.39	U13	Rheanna McMahon (12)
150m	21.43	W35	Yael Reed (35)
150m	18.7h	W40	Monique Perry (44)
150m	19.2h	W45	Monique Perry (45)
150m	23.72	W50	Bronwyn Kelahe (52)
150m	23.16	W55	Gabrielle Whelan (55)
150m	27.70	W60	Margaret Thomas (63)
150m	33.8h	W80	Kathleen Cook (83)
200m	22.88	Open	Jenny Lamy (19)
200m	23.1h	U23	Jenny Lamy (20)
200m	22.88	U20	Jenny Lamy (19)
200m	23.82	U18	Olivia Inkster (16)
200m	23.82	U17	Olivia Inkster (16)
200m	24.25	U16	Olivia Inkster (14)
200m	24.25	U15	Olivia Inkster (14)
200m	24.99	U14	Alice Dixon (13)

200m	26.43	U13	Alice Dixon (12)	400m	1.01.87	W40	Renee Briffa (44)
200m	24.12	W30	Jessica Knox (33)	400m	58.79	W45	Marie Kay (48)
200m	24.64	W35	Renee Robson (36)	400m	1:05.94'	W50	Kylie Strong (50)
200m	26.01	W40	Monique Perry (44)	400m	1:08.28	W55	Gabrielle Whelan (55)
200m	26.12	W45	Monique Perry (45)	400m	1:14.62	W60	Deborah Drennan (60)
200m	26.39	W50	Kylie Strong (50)	400m	1:25.7h	W65	Lesley Eller (66)
200m	29.92	W55	Gabrielle Whelan (55)	400m	2:49.3h	W80	Laurel Barrett (84)
200m	34.45	W60	Deborah Drennan (60)				
200m	35.50	W65	Kathleen Cook	600m	1:39.6h	Open	Pascale La Hei (17)
200m	50.0h	W75	Kathleen Cook (79)	600m	1:39.6h	U20	Pascale La Hei (17)
200m	44.80	W80	Kathleen Cook (81)	600m	1:39.6h	U18	Pascale La Hei (17)
				600m	1:58.5h	U17	Abby Lander (16)
300m	36.71	Open	Bendere Oboya (20)	600m	2:01.61	U16	Emma Brown (13)
300m	36.71	U23	Bendere Oboya (20)	600m	2:01.61	U15	Emma Brown (13)
300m	39.52	U20	Tracey Morton (18)	600m	2:01.61	U14	Emma Brown (13)
300m	41.36	U18	Gemma Bratton (15)	600m	2:06.97	U13	Emily Davis (11)
300m	41.36	U17	Gemma Bratton (15)	600m	2:12.47	W40	Joanna Davis (41)
300m	41.36	U16	Gemma Bratton (15)	600m	2:02.70	W55	Deborah Drennan (57)
300m	44.95	U15	Edita Grinbergs (14)	600m	2:06.5h	W60	Deborah Drennan (61)
300m	45.62	U14	Olivia Inkster (13)				
300m	56.99	U13	Emily Davis (11)	800m	2.01.01	Open	Carley Thomas (19)
300m	44.49	W40	Jacqueline Bezhhiddenhout (41)	800m	2.02.88	U23	Sianne Toemoe (22)
300m	41.76	W45	Marie Kay (49)	800m	2.01.01	U20	Carley Thomas (19)
300m	54.3h	W50	Stephanie Markos (52)/Sarah Culhane (54)	800m	2:03.66	U18	Carley Thomas (17)
300m	49.79	W55	Gabrielle Whelan (55)	800m	2:05.40	U17	Carley Thomas (16)
300m	55.1h	W60	Deborah Drennan (61)	800m	2:09.08	U16	Imogen Gardiner (15)
300m	1:27.01	W80	Kathleen Cook (84)	800m	2.13.48	U15	Edita Grinbergs (14)
				800m	2:16.75	U14	Sarah Baker (13)
400m	51.21	Open	Bendere Oboya (19)	800m	2.22.62	U13	Ruby Hackett (12)
400m	51.61	U23	Bendere Oboya (20)	800m	2.21.98	W30	Rebecca Gibbs (31)
400m	51.21	U20	Bendere Oboya (19)	800m	2.14.1h	W35	Stacey Quitzau
400m	54.12	U18	Carley Thomas (17)	800m	2.15.39	W40	Anne Forbes (44)
400m	55.80	U17	Carley Thomas (16)	800m	2.31.34	W45	Kaye Smythe
400m	56.09	U16	Tracey Morton (14)	800m	2.34.94	W50	Robyn Suttor (50)
400m	56.09	U15	Tracey Morton (14)	800m	2.40.80	W55	Deborah Drennan (55)
400m	57.80	U14	Anneliese Rubie (13)	800m	2.42.58	W60	Deborah Drennan (60)
400m	1.00.72'	U13	Cayla Phillips (12)	800m	3.18.4h	W65	Lesley Eller (66)
400m	54.83	W30	Renee Robson (34)	1000m	2:48.41	Open	Trychelle Kingdom (17)
400m	56.74	W35	Renee Robson (35)	1000m	2:48.41	U20	Trychelle Kingdom (17)

1000m	2:48.41	U18	Trychelle Kingdom (17)	3000m	9:52.16	U15	Annabel McDermott (14)
1000m	3:05.41	U17	Emily Augustine (15)	3000m	9:57.56	U14	Sarah Baker (13)
1000m	3:05.41	U16	Emily Augustine (15)	3000m	10:34.85	U13	Sarah Baker (12)
				3000m	10:28.5h	W30	Mary Fien
1500m	4:10.83	Open	Trychelle Kingdom (25)	3000m	10:02.5h	W35	Anne Forbes (39)
1500m	4:21.13	U23	Isabella Thornton-Bott (21)	3000m	10:10.90	W40	Anne Forbes
1500m	4:18.85	U20	Nicola Hogg (18)	3000m	11:03.0h	W45	Diane Aitken
1500m	4:23.32	U18	Sara McDermott (17)	3000m	12:37.17	W50	Deborah Drennan (51)
1500m	4:23.97	U17	Abbey Rockliff (16)	3000m	12:38.77	W55	Deborah Drennan (56)
1500m	4:25.37	U16	Annabel McDermott (15)	3000m	12:51.2h	W60	Maureen Cadogan
1500m	4:35.70	U15	Annabel McDermott (14)	3000m	15:34.5h	W65	Lesley Eller (66)
1500m	4:42.51	U14	Sarah Baker (13)				
1500m	4:46.39	U13	Sarah Baker (12)	3200m	12:53.48	Open	Emma Brown (13)
1500m	5:06.19	W30	Rebecca Gibbs (31)	3200m	12:53.48	U20	Emma Brown (13)
1500m	4:39.19	W35	Anne Forbes (39)	3200m	12:53.48	U18	Emma Brown (13)
1500m	4:40.30	W40	Anne Forbes	3200m	12:53.48	U17	Emma Brown (13)
1500m	5:15.18	W45	Diane Aitken	3200m	12:53.48	U16	Emma Brown (13)
1500m	5:37.22	W50	Deborah Drennan (51)	3200m	12:53.48	U15	Emma Brown (13)
1500m	5:40.55	W55	Deborah Drennan (57)	3200m	12:53.48	U14	Emma Brown (13)
1500m	5:47.04	W60	Deborah Drennan (60)				
1500m	6:54.6h	W65	Lesley Eller (66)	5000m	15:57.57	Opens	Annabel McDermott (17)
				5000m	16:19.00	U23	Eliza Stewart (20)
1 mile	4:35.6h	Open	Trychelle Kingdom (24)	5000m	15:57.57	U20	Annabel McDermott (17)
1 mile	4:40.47	U23	Isabella Thornton-Bott (22)	5000m	15:57.57	U18	Annabel McDermott (17)
1 mile	4:39.23	U20	Imogen Gardiner (18)	5000m	18:04.75	U17	Bridget Reilly (16)
1 mile	4:45.03	U18	Abbey Rockliff (17)	5000m	20:14.46	U16	Nicola Christou (13)
1 mile	5:05.00	U17	Annabel McDermott (16)	5000m	20:14.46	U15	Nicola Christou (13)
1 mile	5:39.14	U16	Jacinta Metcalf (14)	5000m	20:14.46	U14	Nicola Christou (13)
1 mile	5:39.14	U15	Jacinta Metcalf (14)	5000m	20:30.03	U13	Nicola Christou (12)
1 mile	5:52.40	U14	Claudie White (13)	5000m	17:35.42	W30	Mary Fien (34)
1 mile	5:55.25	U13	Nicola Christou (12)	5000m	17:26.5h	W35	Anne Forbes (39)
1 mile	6:09.30	W50	Deborah Drennan (53)	5000m	17:48.60	W40	Anne Forbes
1mile	6:14.82	W55	Deborah Drennan (57)	5000m	18:16.57	W45	Joanne Cowan (46)
				5000m	22:35.79	W50	Deborah Drennan (52)
				5000m	22:33.24	W60	Deborah Drennan (61)
3000m	9:15:81	Open	Kate Spencer (25)				
3000m	9:19:72	U23	Georgia Winckup (22)				
3000m	9:22.66	U20	Sarah McDermott (18)	10000m	34:36.79	Open	Eliza Stewart (19)
3000m	9:24.23	U18	Abbey Rockliff (16)	10000m	35:13.85	U23	Eliza Stewart (20)
3000m	9:24.23	U17	Abbey Rockliff (16)	10000m	34:36.79	U20	Eliza Stewart (19)
3000m	9:27.98	U16	Annabel McDermott (15)	10000m	43:37.79	U18	Nicola Christou (12)

10000m 43:37.79 U17	Nicola Christou (12)	200m Hurdles - 0.762m (14)	27:52	U15	Abigail Stevanovic
10000m 43:37.79 U16	Nicola Christou (12)	200m Hurdles - 0.762m (13)	29.16	U14	Abigail Stevanovic
10000m 43:37.79 U15	Nicola Christou (12)	200m Hurdles - 0.762m	34.26	U13	Georgia Fichardt (12)
10000m 43:37.79 U14	Nicola Christou (12)	200m Hurdles - 0.762m	34.00	W30	Maureen Harlock
10000m 45:21.55 W30	Marika Hemming	200m Hurdles - 0.762m	30.50	W35	Stacey Quitzau
10000m 39:23.30 W35	Marina Dulhunty	200m Hurdles - 0.762m	33.87	W40	Alice Bohdan (44)
10000m 42:24.5h W40	Marina Dulhunty	200m Hurdles - 0.762m	30.92	W45	Marie Kay (49)
10000m 39:27.43 W45	Joanne Cowan	200m Hurdles - 0.762m	30.57	W50	Marie Kay (50)
100m Hurdles - 0.840m	13.42 Open Jenny Laurendet (28)	300m Hurdles - 0.762m	48.84	U18	Jessie Wong (17)
100m Hurdles - 0.840m (20)	13.91 U23 Gabriella O'Grady	300m Hurdles - 0.762m	50.79	W45	Alice Bohdan (46)
100m Hurdles - 0.840m	13.91 U23 Carla Takchi (22)	300m Hurdles - 0.762m hout (51)	49.92	W50	Jacqueline Bezuidenhout (51)
100m Hurdles - 0.840m (19)	13.53 U20 Gabriella O'Grady	400m Hurdles - 0.762m	56.31	Open	Jenny Laurendet (27)
100m Hurdles - 0.762m	13.60 U18 Charlotte Yeates (17)	400m Hurdles - 0.762m	58.52	U23	Thalia Amanakis (22)
100m Hurdles - 0.762m	13.61 U17 Tiana Death (16)	400m Hurdles - 0.762m	59.20	U20	Kylie Robertson (16)
90m Hurdles - 0.762m	12.52 U16 Mia Hemsworth (14)	400m Hurdles - 0.762m	59.20	U18	Kylie Robertson (16)
90m Hurdles - 0.762m	12.52 U15 Mia Hemsworth (14)	400m Hurdles - 0.762m	59.20	U17	Kylie Robertson (16)
80m Hurdles - 0.762m (13)	12.20 U14 Melissa Farrington	400m Hurdles - 0.762m	1:04.77	U16	Emily Smith (15)
80m Hurdles - 0.762m	12.74 U13 Erin Blayney (12)	400m Hurdles - 0.762m	59.60	W30	Cathy Collopy
100m Hurdles - 0.840m	13.46 W30 Jenny Laurendet (31)	400m Hurdles - 0.762m	1:09.99	W35	Mary Fien (35)
100m Hurdles - 0.840m	17.55 W35 Janet Naylor (39)	400m Hurdles - 0.762m	1:21.89	W40	Janet Naylor (41)
80m Hurdles - 0.762m	12.93 W40 Helen Searle (44)	400m Hurdles - 0.762m	1:04.72	W45	Marie Kay (48)
80m Hurdles - 0.762m	12.32 W45 Marie Kay (49)	3000m Steeplechase - 0.762m Wilson (20)	9.34.09	Open	Charlotte
80m Hurdles - 0.762m	12.96 W50 Marie Kay (51)	3000m Steeplechase - 0.762m Wilson (20)	9.34.09	U23	Charlotte
80m Hurdles - 0.762m	16.26 W55 Gloria Seymon (56)	3000m Steeplechase - 0.762m Howard (19)	10:45.05	U20	Antonia
80m Hurdles - 0.762m	18.78 W65 Judith Knight (67)	3000m Steeplechase - 0.762m (17)	11:05.42	U18	Kate Hobbs
200m Hurdles - 0.762m (15)	27:46 Open Abigail Stevanovic	3000m Steeplechase - 0.762m Cerezo (16)	11:26.69	U17	Hannah
200m Hurdles - 0.762m	28.14 U23 Thalia Amanakis (21)	3000m Steeplechase - 0.762m (36)	11:53.53	W35	Mary Fien
200m Hurdles - 0.762m (15)	27:46 U20 Abigail Stevanovic	2000m Steeplechase - 0.762m	6.54.6h	Open	Mary Fien
200m Hurdles - 0.762m (15)	27:46 U18 Abigail Stevanovic	2000m Steeplechase - 0.762m (16)	7.12.69	U20	Beth Croft
200m Hurdles - 0.762m (15)	27:46 U17 Abigail Stevanovic	2000m Steeplechase - 0.762m (16)	7.12.69	U18	Beth Croft
200m Hurdles - 0.762m (15)	27:46 U16 Abigail Stevanovic				

2000m Steeplechase - 0.762m (16)	7.12.69	U17	Beth Croft	3000m Walk	16.37.71	U16	Eliza Delaine (14)
2000m Steeplechase - 0.762m Cerezo (15)	7:17.61	U16	Hannah	3000m Walk	16.37.71	U15	Eliza Delaine (14)
2000m Steeplechase - 0.762m Doherty (14)	8:02.70	U15	Eloise	3000m walk	17:20.67	U14	Elise Brennan (13)
2000m Steeplechase - 0.762m	6.54.6h	W30	Mary Fien	3000m Walk	17:24.21	U13	Elise Brennan (12)
2000m Steeplechase - 0.762m (35)	7:24.74	W35	Mary Fien	3000m Walk	19.04.6h	W30	Fran Dorey
2000m Steeplechase - 0.762m (44)	7:58.57	W40	Mary Fien	3000m Walk	20.13.6h	W35	Suzanne Brown
				3000m Walk	18.01.75	W40	Suzanne Brown (44)
				3000m Walk	19.33.36	W45	Carmel Parker (48)
				3000m Walk	18.51.3h	W50	Nancy Lloyd
				3000m Walk	20.28.3h	W55	Nancy Lloyd (57)
1500m Walk	7.30.4h	Open	R Whitehorn (17)	3000m Walk	20.27.7h	W60	Nancy Lloyd (61)
1500m Walk	7.30.4h	U20	R Whitehorn (17)	3000m Walk	'23:27.3h	W65	Nancy Lloyd (66)
1500m Walk	7.30.4h	U18	R Whitehorn (17)	3000m Walk	26:35.4h	W80	Laurel Barrett (83)
1500m Walk	7:52.50	U17	Imogen Steele (13)				
1500m Walk	7:52.50	U16	Imogen Steele (13)	5000m Walk	25:34.86	Open	Fiona Alldis (19)
1500m Walk	7:52.50	U15	Imogen Steele (13)	5000m Walk	29.12.11	U23	Christina Alldis (20)
1500m Walk	7:52.50	U14	Imogen Steele (13)	5000m Walk	25:34.86	U20	Fiona Alldis (19)
1500m Walk	8:05.31	U13	Elise Brennan (12)	5000m Walk	28:31.03	U18	Elise Brennan (17)
1500m Walk	8.50.9h	W30	Fran Dorey	5000m Walk	29:32.00	U17	Elise Brennan (16)
1500m Walk	9.01.1h	W35	Suzanne Brown	5000m Walk	32:14:84	U16	Elise Brennan (15)
1500m Walk	8.36.66	W40	Suzanne Brown (44)	5000m Walk	34.15.50	W30	Sharon Dunk
1500m Walk	9:15.6h	W45	Suzanne Brown (48)	5000m Walk	32:42.48	W35	Suzanne Brown (39)
1500m Walk	9.06.6h	W50	Nancy Lloyd	5000m Walk	30.20.43	W40	Suzanne Brown (43)
1500m Walk	9.08.3h	W55	Nancy Lloyd (55)	5000m Walk	31.10.49	W45	Suzanne Brown (46)
1500m Walk	9.34.3h	W60	Nancy Lloyd (60)	5000m Walk	31.24.77	W50	Nancy Lloyd (53)
1500m Walk	10:30.7h	W65	Nancy Lloyd (66)	5000m Walk	32.59.45	W55	Nancy Lloyd (57)
1500m Walk	12:53.1h	W70	Roslyn Wolfers (70)	5000m Walk	33:56.19	W60	Antoinette Woodward (62)
1500m Walk	13.26.0h	W75	Roslyn Wolfers (75)				
1500m Walk	13:30.0h	W85	Laurel Barrett (85)	10000m Walk	50:03	Open	Fiona Alldis (19)
				10000m Walk	1:00:42.27	U23	Christina Alldis (20)
2000m Walk	10:30.56	Open	Elise Brennan (16)	10000m Walk	50:03	U20	Fiona Alldis (19)
2000m Walk	10:30.56	U20	Elise Brennan (16)	10000m Walk	1:18.23.0h	W30	Sharon Dunk (31)
2000m Walk	10:30.56	U18	Elise Brennan (16)	10000m Walk	1:08.40.84	W40	Suzanne Brown (44)
2000m Walk	10:30.56	U17	Elise Brennan (16)	10000m Walk	1:12:25.59	W45	Suzanne Brown (49)
				10000m Walk	1:09.25.31	W50	Nancy Lloyd (54)
3000m Walk	16.24.08	Open	Elise Brennan (17)	10000m Walk	1:13.53.00	W55	Nancy Lloyd (57)
3000m Walk	16:27.8h	U23	Christina Alldis (22)				
3000m Walk	16.24.08	U20	Elise Brennan (17)	High Jump	1.84m	Open	Erin Shaw (17)
3000m Walk	16.24.08	U18	Elise Brennan (17)	High Jump	1.69m	U23	Romi Arnott (20)
3000m Walk	16.37.71	U17	Eliza Delaine (14)	High Jump	1.84m	U20	Erin Shaw (17)

High Jump	1.84m	U18	Erin Shaw (17)	Long Jump	5.41m	W50	Marie Kay (50)
High Jump	1.80m	U17	Erin Shaw (16)	Long Jump	3.84m	W55	Gloria Seymon (59)
High Jump	1.73m	U16	Virginia Young (15)	Long Jump	3.34m	W60	Jillian Senior (60)
High Jump	1.68m	U15	Annika Lynch (14)	Long Jump	2.80m	W65	Jillian Senior (66)
High Jump	1.65m	U14	Wendy Bebbington (13) / Vir-	Long Jump	2.32m	W75	Ruth Frith (79)
ginia Young (13)				Long Jump	2.40m	W80	Ruth Frith (81)
High Jump	1.57m	U13	Wendy Bebbington (12)	Long Jump	2.19m	W85	Ruth Frith (86)
High Jump	1.40m	W30	Lucette Meekins				
High Jump	1.50m	W35	Helen Searle (39)	Triple Jump	13.16m	Open	Desleigh Owusu (20)
High Jump	1.51m	W40	Helen Searle (42)	Triple Jump	13.16m	U23	Desleigh Owusu (20)
High Jump	1.60m	W45	Marie Kay (49)	Triple Jump	13.05m	U20	Desleigh Owusu (19)
High Jump	1.48m	W50	Marie Kay (50)	Triple Jump	12.56m	U18	Jacinta Fisher (17)
High Jump	1.19m	W55	Gloria Seymon	Triple Jump	12.30m	U17	Annika Lynch (16)
High Jump	1.06m	W60	Jillian Senior (60)	Triple Jump	11.93m	U16	Sienna Bond (15)
				Triple Jump	11.92m	U15	Sienna Bond (14)
Pole Vault	3.20m	Open	Amy Moulden (23)	Triple Jump	11.06m	U14	Sienna Bond (13)
Pole Vault	3.10m	U23	Amy Moulden (21)	Triple Jump	10.55m	U13	Greta Beale (12)
Pole Vault	3.00m	U20	Amy Moulden (17)	Triple Jump	9.51m	W30	Jaime Lovell (32)
Pole Vault	3.00m	U18	Amy Moulden (17)	Triple Jump	10.00m	W35	Melissa Medicott (38)
Pole Vault	2.70m	U17	Dimity Norton (16)	Triple Jump	10.30m	W40	Alice Bohdan (43)
Pole Vault	2.70m	U16	Dimity Norton (15)	Triple Jump	10.41m	W45	Alice Bohdan (45)
Pole Vault	2.35m	U15	Emma Nash (13)	Triple Jump	9.95m	W50	Helen Searle (51)
Pole Vault	2.35m	U14	Emma Nash (13)	Triple Jump	8.51m	W55	Gloria Seymon (56)
Pole Vault	2.65m	W30	Wendy McColl	Triple Jump	6.81m	W60	Jillian Senior (61)
Pole Vault	2.75m	W35	Wendy McColl	Triple Jump	7.24m	W65	Judith Knight (67)
Pole Vault	2.45m	W45	Jann Livingston	Triple Jump	5.65m	W80	Ruth Frith (84)
				Triple Jump	5.50m	W85	Ruth Frith (86)
Long Jump	6.33m	Open	Helen Frith (26)				
Long Jump	5.75m	U23	Charlotte Banks (20)	Shot Put - 4kg	14.72m	Open	Luiginia Torso
Long Jump	5.99m	U20	Virginia Young (18)	Shot Put - 4kg	10.49m	U23	Larissa O'Dea (20)
Long Jump	5.91m	U18	Sienna Bond (16)	Shot Put - 4kg	13.42m	U20	Belinda Johnson (16)
Long Jump	5.91m	U17	Sienna Bond (16)	Shot Put - 4kg	13.42m	U18	Belinda Johnson (16)
Long Jump	5.88m	U16	Katrina Hunt (15)	Shot Put - 4kg	13.42m	U17	Belinda Johnson (16)
Long Jump	5.57m	U15	Sue Dove / Catherine Kennedy	Shot Put - 4kg	12.82m	U16	Kristina Hekeik (15)
(14)				Shot Put - 3kg	12.90m	U15	Belinda Johnson (13)
Long Jump	5.35m	U14	Sienna Bond (13)	Shot Put - 3kg	12.90m	U14	Belinda Johnson (13)
Long Jump	4.95m	U13	Sienna Bond (12)	Shot Put - 3kg	10.12m	U13	Eliza Cepak (12)
Long Jump	5.21m	W30	Jenny Laurendet (32)	Shot Put - 4kg	11.61m	W30	Cora Patriarcha (30)
Long Jump	5.36m	W35	Melissa Medicott (38)	Shot Put - 4kg	11.29m	W35	Helen Searle (39)
Long Jump	5.76m	W40	Helen Searle (44)	Shot Put - 4kg	11.85m	W40	Helen Searle (42)
Long Jump	5.52m	W45	Marie Kay (48)				

Shot Put - 4kg	11.76m	W45	Helen Searle (45)	Hammer - 4kg	34.52m	U15	Lailanie Burnes
Shot Put - 3kg	12.58m	W50	Caroline Layt (50)	Hammer - 3kg	27.25m	U14	Emily Govers (13)
Shot Put - 3kg	11.75m	W55	Helen Searle (58)	Hammer - 3kg	22.65m	U13	Emily Govers (12)
Shot Put - 3kg	6.41m	W60	Jillian Senior (64)	Hammer - 4kg	62.90m	W30	Odette Palma (31)
Shot Put - 3kg	6.23m	W65	Roslyn Wolfers (69)	Hammer - 4kg	57.03m	W35	Odette Palma (38)
Shot Put - 3kg	6.28m	W70	Ruth Frith (74)	Hammer - 4kg	36.52m	W40	Caroline Layt (42)
Shot Put - 3kg	6.70m	W75	Ruth Frith (77)	Hammer - 4kg	43.80m	W45	Helen Searle (45)
Shot Put - 3kg	6.93m	W80	Ruth Frith (84)	Hammer - 3kg	42.69m	W50	Caroline Layt (52)
Shot Put - 3kg	5.92m	W85	Ruth Frith (85)	Hammer - 3kg	41.63m	W55	Helen Searle (58)
Shot Put - 3kg	5.37m	W90	Ruth Frith (91)	Hammer - 3kg	22.37m	W60	Jillian Senior (60)
				Hammer - 3kg	20.31m	W65	Jillian Senior (65)
Discus - 1kg	46.94m	Open	Luigina Torso	Hammer - 3kg	15.08m	W70	Roslyn Wolfers (72)
Discus - 1kg	43.28m	U23	Larissa O'Dea (22)	Hammer - 2kg	17.87m	W75	Roslyn Wolfers (75)
Discus - 1kg	44.38m	U20	Amber Bennett (15)	Hammer - 2kg	19.12m	W80	Ruth Frith (80)
Discus - 1kg	44.38m	U18	Amber Bennett (15)	Hammer - 2kg	18.26m	W85	Ruth Frith (85)
Discus - 1kg	44.38m	U17	Amber Bennett (15)	Hammer - 2kg	13.57m	W90	Ruth Frith (90)
Discus - 1kg	44.38m	U16	Amber Bennett (15)				
Discus - 1kg	38.70m	U15	Amber Bennett (14)	Javelin - 600g	60.36m	Open	Mackenzie Little (22)
Discus - 1kg	35.42m	U14	Amber Bennett (13)	Javelin - 600g	60.36m	U23	Mackenzie Little (22)
Discus - 750g	33.54m	U13	Elise Brennan (12)	Javelin - 600g	57.60m	U20	Mackenzie Little (18)
Discus -1kg	31.49m	W30	Joanne Munn (34)	Javelin - 500g	61.47m	U18	Mackenzie Little (16)
Discus -1kg	34.78m	W35	Odette Palma (38)	Javelin - 500g	56.68m	U17	Mackenzie Little (16)
Discus -1kg	37.60m	W40	Pam Mountfield (44)	Javelin - 500g	47.13m	U16	Mackenzie Little (15)
Discus -1kg	35.71m	W45	Pam Mountfield (45)	Javelin - 500g	35.80m	U15	Amber Bennett (14)
Discus -1kg	30.29m	W50	Caroline Layt (51)	Javelin - 400g	36.16m	U14	V Hooper (13)
Discus -1kg	30.26m	W55	Helen Searle (58)	Javelin - 400g*	36.00m	U13	V Hooper (11)
Discus -1kg	18.06m	W60	Margaret Thomas (63)	Javelin - 600g	39.50m	W30	Cora Patriarca (30)
Discus -1kg	18.00m	W65	Ruth Frith	Javelin - 600g	31.88m	W35	Peta Bird
Discus -1kg	15.10m	W70	Ruth Frith (74)	Javelin - 600g	29.37m	W40	Alice Bohdan (43)
Discus -1kg	15.58m	W75	Ruth Frith (77)	Javelin - 600g	32.30m	W45	Marie Kay (49)
Discus - 1kg	14.48m	W80	Ruth Frith (80)	Javelin - 500g	31.56m	W50	Marie Kay (50)
Discus -1kg	13.92m	W85	Ruth Frith (89)	Javelin - 600g*	28.14m	W55	Gloria Seymon (56)
Discus -1kg	12.10m	W90	Ruth Frith (91)	Javelin - 400g	16.01m	W60	Margaret Thomas (61)
				Javelin - 400g	15.07m	W65	Roslyn Wolfers (67)
Hammer - 4kg	62.90m	Open	Odette Palma (31)	Javelin - 500g	12.11m	W70	Roslyn Wolfers (72)
Hammer - 4kg	41.48m	U23	Larissa O'Dea (21)	Javelin - 500g	12.40m	W75	Ruth Frith (77)
Hammer - 4kg	40.64m	U20	Leonie Burnes	Javelin - 500g	11.88m	W80	Ruth Frith (81)
Hammer - 3kg	50.48m	U18	Rebecca Moore (16)	Javelin - 500g	11.11m	W85	Ruth Frith (88)
Hammer - 3kg	50.48m	U17	Rebecca Moore (16)	Javelin - 400g	10.52m	W90	Ruth Frith (92)
Hammer - 4kg	40.64m	U16	Leonie Burnes				

Weight Throw - 9.08kg	15.41m	Open	Odette Palma (38)				
Weight Throw - 9.08kg	9.73 m	U20	Huruka Murata (19)	Heavyweight Throw - 4kg (8.08lb)	15.25m	W55	Carloine Layt (55)
Weight Throw - 7.26kg	10.66m	U18	Rebecca Evans (15)	Heavyweight Throw - 5.45kg (12lb)	14.09m	W55	Carloine Layt (55)
Weight Throw - 7.26kg	10.66m	U17	Rebecca Evans (15)				
Weight Throw - 7.26kg	10.66m	U16	Rebecca Evans (15)	Heavyweight Throw - 9.08kg (20lb)	10.14m	W55	Carloine Layt (55)
Weight Throw - 5.45kg	8.50m	U15	Jessica Bonser (12)	Heavyweight Throw - 11.36kg (25lb)	8.19m	W55	Carloine Layt (55)
Weight Throw - 5.45kg	8.50m	U14	Jessica Bonser (12)				
Weight Throw - 5.45kg	8.50m	U13	Jessica Bonser (12)	Heavyweight Throw -56lb	3.59m	W55	Carloine Layt (55)
Weight Throw - 9.08kg	9.08m	W30	Helena Smith (31)	Heavyweight Throw - 100lb	2.02m	W55	Carloine Layt (55)
Weight Throw - 9.08kg	15.41m	W35	Odette Palma (38)				
Weight Throw - 9.08kg	12.08m	W40	Caroline Layt (44)	Heavyweight Throw - 3kg (6.6lb)	11.84m	W60	Jill Senior (60)
Weight Throw - 9.08kg	12.94m	W45	Maria Cimino (49)				
Weight Throw - 7.26kg	14.90m	W50	Caroline Layt (51)	Heavyweight Throw - 4kg (8.8lb)	10.23m	W60	Jill Senior (60)
Weight Throw - 7.26kg	12.89m	W55	Helen Searle (58)	Heavyweight Throw - 5.4kg (12lb)	8.82m	W60	Jill Senior (60)
Weight Throw - 7.26kg	9.85m	W60	Jillian Senior (60)				
Weight Throw - 7.26kg	9.06m	W65	Jillian Senior (67)	Heavyweight Throw - 9.08kg (20lb)	5.97m	W60	Jill Senior (60)
Weight Throw - 5.45kg	6.76m	W75	Roslyn Wolfers (75)				
				Heavyweight Throw -56lb	2.86m	W60	Jill Senior (60)
Weight Throw - 5.45kg	7.78m	W85	Ruth Frith (86)	Heavyweight Throw - 100lb	1.01m	W60	Jill Senior (60)
Weight Throw - 5.45kg	6.19m	W90	Ruth Frith (92)				
Heavyweight Throw				Heavyweight Throw - 3kg (6.6lb)	12.51m	W65	Jill Senior (66)
Heavyweight Throw - 5.4kg (12lb)	20.30m	W35	Odette Palma (38)	Heavyweight Throw - 4kg (8.8lb)	10.45m	W65	Jill Senior (66)
Heavyweight Throw - 7.26kg (16lb)	16.81m	W35	Odette Palma (38)	Heavyweight Throw - 5.4kg (12lb)	8.67m	W65	Jill Senior (65)
Heavyweight Throw - 11.34kg (25lb)	12.24m	W35	Odette Palma (38)	Heavyweight Throw - 9.08kg (20lb)	6.28m	W65	Jill Senior (66)
Heavyweight Throw - 15.88 kg (35lb)	8.87m	W35	Odette Palma (38)				
				Heptathlon	5599 Pts Open		Lesley Richards (21)
				Heptathlon	5599 Pts U23		Lesley Richards (21)
Heavyweight Throw				Heptathlon	5134 Pts U20		Lesley Richards (17)
Heavyweight Throw - 5.4kg (12lb)	16.99m	W45	Maria Cimino (47)	Heptathlon	5134 Pts U18		Lesley Richards (17)
Heavyweight Throw - 7.26kg (16lb)	13.94m	W45	Maria Cimino (47)	Heptathlon	4702 Pts U17		Virginia Young (15)
Heavyweight Throw - 11.34kg (25lb)	9.83m	W45	Maria Cimino (48)	Heptathlon	4702 Pts U16		Virginia Young (15)
Heavyweight Throw - 15.88 kg (35lb)	6.96m	W45	Maria Cimino (47)	Heptathlon	4259 Pts U15		Belinda Johnson (14)
				Heptathlon	3302 Pts U14		Eliza Cepak (13)
Heavyweight Throw -56lb	3.94m	W45	Caroline Layt (48)	Heptathlon	6185 Pts W45		Marie Kay (49)
Heavyweight Throw - 100lb	2.14m	W45	Caroline Layt (48)	Heptathlon	5832 Pts W50		Marie Kay (50)
				Heptathlon (rescored in 2010 from 4461Pts)	4015 Pts W55		Gloria Seymon (56)

Heptathlon	3757 Pts W60	Gloria Seymon (60)	Heavyweight Throws Pentathlon - 5.45kg (12lb) 7.26kg (16lb) 9.08kg (20lb) 11.34kg (25lb) 15.88kg (35lb) 3882 Pts W45	Maria Cimino (45)
Outdoor Pentathlon - HJ, SP, 200m, JT, 800m			Heavyweight Throws Pentathlon - 5.45kg (12lb) 7.26kg (16lb) 9.08kg (20lb) 11.34kg (25lb) 15.88kg (35lb) 4009 Pts W55	Caroline Layt (55)
Pentathlon	2072 Pts U14	Catherine Mikan (13)	Heavyweight Throws Pentathlon - 5.45kg (12lb) 7.26kg (16lb) 9.08kg (20lb) 11.34kg (25lb) 15.88kg (35lb) 2722 Pts W60	Jillian Senior (60)
Outdoor Pentathlon - LJ, JT, 200m, DT, 800m (pre-2009)			Heavyweight Throws Pentathlon - 5.45kg (12lb) 7.26kg (16lb) 9.08kg (20lb) 11.34kg (25lb) 15.88kg (35lb) 2838 Pts W65	Jillian Senior (65)
Pentathlon	3587 Pts W30	Peta Bird		
Pentathlon (rescored from 3154 Pts in 2010)	3101 Pts W35	Peta Bird		
Pentathlon	3797 Pts W40	Helen Searle (44)		
Pentathlon	3444 Pts W45	Kaye Smythe		
Pentathlon	3800 Pts W50	Kaye Smythe		
Pentathlon	2978 Pts W55	Gloria Seymon (56)		
Pentathlon	2322 Pts W60	Gloria Seymon (60)		
Outdoor Pentathlon - LJ, JT, 100m, SP, 800m (post 2009)				
Pentathlon	2793 Pts W30	Cora Patriarca (30)		
Pentathlon	2201 Pts W40	Joanna Davis (44)		
Pentathlon	3285 Pts W45	Alice Bohdan (46)		
Pentathlon	2198 Pts W50	Caroline Layt (50)		
Pentathlon	2294 Pts W60	Margaret Thomas (61)		
Outdoor Pentathlon - LJ, JT, 80m hurdles, SP, 800m				
Pentathlon	3217 Pts W40	Helen Searle (43)		
Throws Pentathlon - HT, SP, DT, JT, WT				
Throws Pentathlon	3461 Pts W35	Odette Palma (38)		
Throws Pentathlon	2938 Pts W40	Caroline Layt (44)		
Throws Pentathlon	3275 Pts W45	Maria Cimino (49)		
Throws Pentathlon	3873 Pts W50	Caroline Layt (51)		
Throws Pentathlon	4337 Pts W55	Helen Searle (58)		
Throws Pentathlon	2273 Pts W60	Jillian Senior (60)		
Throws Pentathlon	3852 Pts W80	Ruth Frith (84)		
Throws Pentathlon	4424 Pts W85	Ruth Frith (89)		
Throws Pentathlon (rescored from 4339 Pts in 2010)	3598 Pts W90	Ruth Frith (91)		
Heavyweight Throws Pentathlon				
Heavyweight Throws Pentathlon - 5.45kg (12lb) 7.26kg (16lb) 9.08kg (20lb) 11.34kg (25lb) 15.88kg (35lb)	4067 Pts W35	Odette Palma (38)		
Relays				
Relay - 4 x 100m	45.42	Open	Gabriella O'Grady (21), Kristie Edwards (18), Stephanie Power (25), Nicolette Donofrio (16)	
Relay - 4 x 100m	47.35	U20	Maddison Gipson (18), Katrina Hunt (17), Alexandra Bartholomew (19), Gabriella O'Grady (16)	
Relay - 4 x 100m	48.02	U18	Mia Hemsworth (17), Georgia Fichardt (15), Morgan Kelaheer (16), Jessica McIver (16)	
Relay - 4 x 100m	48.34	U16	Annika Lynch (15), Jessica MacIver (14), Morgan Kelaheer (15), Georgia Fichardt (14)	
Relay - 4 x 100m	51.42	U14	Georgia Healy (13), Jessica McIver (13), Annika Lynch (13), Greta Andrews (13)	
Relay - 4 x 100m	49.45	W120+	Monique Perry (42), Renee Robson (38), Yael Reed (33), Kylie Strong (49)	
Relay - 4 x 100m	49.76	W160+	Kylie Strong (50), Monique Perry (43), Yael Reed (35), Alice Bohdan (46)	
Relay - 4 x 100m	54.00	W200+	Janet Naylor (53), Monique Perry (45), Kylie Strong (52), Jenny Schell (50)	
Relay - 4 x 200m	1.36.75	Open	Gabriella O'Grady (19), Kristie Edwards (16), Olivia Tauro (26), Jasmine Everett (25)	
Relay - 4 x 200m	1:39:42	U20	Jessica McIver (16), Georgia Fichardt (15), Annika Lynch (16), Alice Dixon (16)	
Relay - 4 x 200m	1:39:42	U18	Jessica McIver (16), Georgia Fichardt (15), Annika Lynch (16), Alice Dixon (16)	
Relay - 4 x 200m	1:40.80	U16	Greta Andrews (15), Georgia Fichardt (14), Annika Lynch (15), Alice Dixon (15)	
Relay - 4 x 200m	1:47.68	U14	Elle-Maree Farrington (13), Tracey Morton (13), Karlie Morton (11), Niketa Patterson (13)	
Relay 4 x 200m	1:47.61	W120+	Shannon Kavanagh (40), Robyn Suttor (50), Marie Kay (49), Melissa Medicott (41)	
Relay 4 x 200m	1:47.61	W160+	Shannon Kavanagh (40), Robyn Suttor (50), Marie Kay (49), Melissa Medicott (41)	
Relay 4 x 200m	2:03.22	W200+	Monique Perry (44), Kylie Strong (51), Bronwyn Kelleher (53), Stephanie Markos (52)	

Relay - 4 x 400m 3.44.71 Open Gabriella O'Grady (21), Carley Thomas (18), Nicola Bowtell (19), Dominica Jenkins (29)

Relay - 4 x 400m 3.52.10 U20 Phoebe Davies (16), Anneliese Rubie (17), Alexandra Bartholomew (15), Tracey Morton (18)

Relay - 4 x 400m 3:52.26 U18 Karlie Morton (14), Anneliese Rubie (16), Elle Farrington (16), Tracey Morton (16)

Relay - 4 x 400m 3:59.56 U16 Karlie Morton (13), Anneliese Rubie (14), Elle Farrington (15), Phoebe Kershaw (14)

Relay - 4 x 400m 4.07.65 W30 Kaye Smythe (47), Marina Dulhunty (37), Georgina Hale (31), Glenda Douglass (31)

Relay - 4 x 400m 4:32.34 W160+ Gabrielle Whelan (56), Debra Drennan (58), Alice Bohdan (44), Kylie Strong (49)

Relay - 4 x 400m 4:32.34 W200+ Gabrielle Whelan (56), Debra Drennan (58), Alice Bohdan (44), Kylie Strong (49)

Relay - 4 x 800m 8:56.92 Open Trychelle Kingdom (24), Jemima Backman (22), Bianca Grimaldi (18), Emily Augustine (17)

Relay - 4 x 800m 9.22.04 U20 Imogen Gardiner (15), Ali Thomson (18), Edita Grinbergs (16), Isabella Thornton-Bott (19)

Relay - 4 x 800m 9.29.50 U18 Emily Hopper (15), Emily Augustine (16), Annabel McDermott (14), Louise Hill (17)

Relay - 4 x 800m 9.34.32 U16 Emily Hopper (14), Emily Augustine (15), Antonia Howard (15), Juliet Grundy (13)

Relay - 4 x 800m 9.50.37 U14 Annabel McDermott (13), Mollie Quoye (12), Nell Breslin (12), Zoe Latham (12)

Relay - 4 x 800m 10:20.74 W120+ Deborah Drennan (51), Robyn Suttor (50), Mary Fien (37), Marie Kay (49)

Relay - 4 x 800m 10:20.74 W160+ Deborah Drennan (51), Robyn Suttor (50), Mary Fien (37), Marie Kay (49)

Relay - 4 x 800m 13.33.97 W200+ Beck Myors (42) Margaret Thomas (59), Debora Drennan (57), Mary Fein (43)

Relay - 4 x 1500m 18.31.88 Open Kate Spencer (23), Sarah McDermott (18), Annabel McDermott (19), Elese Gallen (24)

Relay - 4 x 1500m 19.42.98 U20 Emily Hopper (14), Emily Augustine (15), Antonia Howard (15), Beth Croft (15)

Relay - 4 x 1500m 19.42.98 U18 Emily Hopper (14), Emily Augustine (15), Antonia Howard (15), Beth Croft (15)

Relay - 4 x 1500m 19.42.98 U16 Emily Hopper (14), Emily Augustine (15), Antonia Howard (15), Beth Croft (15)

Relay - 4 x 1500m 20.34.3 U14 Elle-Maree Farrington (13), Katie Furniss (13), Ashley Mason (12), Ruby Hackett (12)

Relay - 4 x 1500m 21.41.79 W30 Anne Forbes (42), Lisa Fitzpatrick (30), Clara Vucetic (43), Marina Dulhunty (39)

Relay - 4 x 1500m 21.48.89 W160+ Joanne Cowan (48), Evelyn Stevenson (41), Nancy Bodikian (44), Mary Fien (31)

Relay - 4 x 1500m 27:56.02 W200+ Deborah Drennan (61), Jan Swinbourne (62), Margaret Thomas (63), Antoinette Woodward (63)

Relay - 4 x 1500m 27:56.02 W240+ Deborah Drennan (61), Jan Swinbourne (62), Margaret Thomas (63), Antoinette Woodward (63)

Relay - 4 x 1500m walk 33.57.1 Open Ainslie Brown (13), Elise Brennan (13), Sofia Saroukos (11), Imogen Steele (12)

Relay - 4 x 1500m walk 33.57.1 U14 Ainslie Brown (13), Elise Brennan (13), Sofia Saroukos (11), Imogen Steele (12)

Relay - Medley (100,100, 200, 400) 1:53.80 Open Thalia Amanos, Danielle Senior, Madeline Ryan, Elizabeth Jenkins

Relay Medley (100, 300, 200, 400) 2:15.52 Open Carla Takchi (22), Emma Merlino (27), Rowena Craker (19), Alexandra Bartholomew (25)

Relay Medley (100, 300, 200, 400) 2:15.87 U20 Zin Min Tan (13), Isabella Guthrie (16), Morgan Kelleher (16), Jasmin Guthrie (16)

Relay Medley (100, 300, 200, 400) 2:15.87 U18 Zin Min Tan (13), Isabella Guthrie (16), Morgan Kelleher (16), Jasmin Guthrie (16)

Relay Medley (100, 300, 200, 400) 2:15.87 U17 Zin Min Tan (13), Isabella Guthrie (16), Morgan Kelleher (16), Jasmin Guthrie (16)

Relay Medley (100, 300, 200, 400) 2:39.96 W120+ Maria Ciminio (47), Yael Reid (36), Kylie Strong (52), Deborah Drennan (61)

Relay Medley (100, 300, 200, 400) 2:39.96 W160+ Maria Ciminio (47), Yael Reid (36), Kylie Strong (52), Deborah Drennan (61)

Relay Medley (100, 300, 200, 400) 2:42.20 U14 Hannah Anderson (12), Xin Min Tan (12), Mia Marshall (12), Sophia Archer (12)

Relay Medley (100, 300, 200, 400) 2:30.59 W160+ Maria Ciminio (47), Monique Perry (44), Alice Bohdan (46), Yael Reid (35)

Relay - Medley (200,200,400,800) 3:45.87 Open Stephanie Power (25), Kristie Edwards (18), Gabriella O'Grady (21), Carley Thomas (18)

Relay - Medley (200,200,400,800) 4:30.99 U18 Harriet Burns, Rosemary Arnott (17), Dominica Jenkins (17), Rosie Tancred (17)

Relay - 2x2x400 4'26:46 Open Isabella Guthrie (16), Jasmin Guthrie (16)

Relay - 2x2x400 4'26:46 U20 Isabella Guthrie (16), Jasmin Guthrie (16)

Relay - 2x2x400 4'26:46 U18 Isabella Guthrie (16), Jasmin

Guthrie (16)

Relay - 2x2x400 4'26:46 U17 Isabella Guthrie (16), Jasmin Guthrie (16)

Relay - 2x2x400 6:17.80 W80+ Antoinette Woodward (66), Margaret Thomas (63)

Relay - 2x2x400 6:17.80 W100+ Antoinette Woodward (62), Margaret Thomas (63)

Relay - 2x2x400 6:17.80 W120+ Antoinette Woodward (62), Margaret Thomas (63)

Relay - 2x100m 24.05 Open Gabriella O'Grady (18), Katrina Hunt (19)

Relay - 4 x High Jump 6.30m Open Gabrielle Conroy (24), Carrie Mortleman (20), Alex Moulos (15), Belinda Johnson (15)

Relay - 4 x High Jump 6.10m U18 Daisy Ding (16), Grace Maher (17), Liz Osborne (14), Natalie Groeze (15)

Relay - 4 x High Jump 6.10m U18 Karina Brown (15), Alex Prendiville (17), Sarah Healy (15), Georgina Terry (12)

Relay - 4 x Long Jump 21.44m Open Maren Schuermann (28), Elana Withnall (20), Elizabeth Clay (18), Sarah Healy (15)

Relay - 4 x Long Jump 20.90m U18 Sienna Bond (14), Annika Lynch (16), Jessica Maciver (16), Amy Portia-Wilson (16)

Relay - 4 x Long Jump 17.42m U14 Melissa Farrington (12), Katie Healey (13), Eliza Cepak (12), Alex Book (13)

Relay - 4 x Shot Put 44.97m Open Danielle Senior (25), Belinda Johnson (22), Caroline Layt (41), Kristina Hekeik (17)

Relay - 4 x Shot Put 42.47m U18 Jessica MacIver (15), Bronte Hodson (15), Scarlett Brett (14), Lauren Brown (16)

Relay - 4 x Shot Put 34.91m U14 Hannah Morgan (13), Bronte Hodson (13), Rebecca Moore (13), Rheanna McMahon (12)

Relay - 4 x Shot Put 39.82m W120+ Melissa Bonser (39), Caroline Layt (44), Marie Kay (49), Pam Mountfield (44)

Relay - 4 x Shot Put 39.82m W160+ Melissa Bonser (39), Caroline Layt (44), Marie Kay (49), Pam Mountfield (44)

Relay - 4 x Shot Put 34.35m W200+ Caroline Layt (54), Kylie Strong (52), Rose Moore (53), Jenny Schell (57)

Relay - 4 x Discus 144.07m Open Pamela Thomson , Leonie Burnes (16), Amber Bennett (16), Lailanie Burnes (15)

Relay - 4 x Discus 131.50m U18 Caroline Hayes, Leonie Burnes , Amber Bennett, Lailanie Burnes

Relay - 4 x Discus 79.11m U14 Elise Brennan (11), Brooke East (13), Isobel McCarthy (11), Emily Smelt

Relay - 4 x Hammer 115.83m Open Maria Cimino (47), Helena Smith (31), Alice Bohdan (46), Melissa Baulman (35)

Relay - 4 x Hammer 103.92m U18 Melissa Jones (15), Leonie Burnes (16), Michelle Sheekey (16), Lailanie Burnes (15)

Relay - 4 x Hammer 115.83m 120+ Maria Cimino (47), Helena Smith (31), Alice Bohdan (46), Melissa Baulman (35)

Relay - 4 x Hammer 60.43m 160+ Caroline Layt (54), Helena Smith (32), Maria Cimino (48), Melissa Baulman (36)

Relay - 4 x Javelin 148.39m Open Danielle Senior (25), Belinda Johnson (22), Annabel Davies (17), Jordana Cashman (22)

Relay - 4 x Javelin 135.29m U18 Annika Mountstephens (16), Brooke East (16), Ashlie Edwards (14), Tamara Kowcz Rosinke (15)

Relay - 4 x Javelin 100.04m W120+ Beck Myers (43), Maria Cimino (45), Alice Bohdan (44), Jackie Bezuidenhout (51)

Relay - 4 x Javelin 100.04m W160+ Beck Myers (43), Maria Cimino (45), Alice Bohdan (44), Jackie Bezuidenhout (51)

MEN

100yards 9.6h Open John Treloar (24)/ Phil Brown

60m 6.68 Open Joshua Clarke (18)

60m 6.92 U23 Lewis Clabburn (21)

60m 6.68 U20 Joshua Clarke (18)

60m 6.83 U18 Joshua Clarke (16)

60m 6.83 U17 Joshua Clarke (16)

60m 7.09 U16 Joshua Clarke (15)

60m 7.60 U15 Archie Saunders (14)

60m 7.68 U14 Alexander Fitzpatrick (13)

60m 8.4h U13 Kai Zhe Tan (10)

60m 7.26 M30 Ashley McMahon (33)

60m 7.23 M35 Ashley McMahon (37)

60m 7.14 M40 Ashley McMahon (43)

60m 7.14 M40 Ashley McMahon (43)

60m 7.35 M45 Ashley McMahon (45)

60m 7.70 M50 Michael Gedz (50)

60m 7.6h M55 Michael Gedz (55)

60m 8.25 M60 David Shearsby (60)

60m 8.2h M65 Victor Ramondetta (65)

60m 8.42 M70 David Chantrill (72)

60m 8.8h M75 Nick Bastas (77)

60m	9.52	M80	Nick Bastas (80)	150m	20.0h	M55	Anthony Crimi (57)
60m	10.17	M85	Richard Hughes (85)	150m	19.8h	M60	Trevor Young (61)
				150m	20.65	M65	Victor Ramondetta (66)
100m	10.24	Open	Tim Jackson (25)	150m	40.2h	M70	Ronald Shoesmith (72)
100m (wind assisted)			10.00 Open Tim Jackson (20)	150m	25.20	M75	Nick Bastas (77)
100m	10.24	Open	Christopher Ius (20)	150m	26.8h	M80	Nick Bastas (82)
100m	10.24	U23	Christopher Ius (20)				
100m	10.31	U20	Tim Jackson (19)	200m	20.76	Open	Abdoulie Asim (27)
100m	10.51	U18	Joshua Clarke (16)	200m	20.93	U23	Tim Jackson (20)
100m	10.51	U17	Joshua Clarke (16)	200m	21.24	U20	Joshua Clarke (18)
100m	10.72	U16	Joshua Clarke (15)	200m	21.30	U18	Joshua Clarke (17)
100m	11.30	U15	A Edwards (13)	200m	21.79	U17	Louis Stenmark (16)
100m	11.30	U14	A Edwards (13)	200m	21.93	U16	Matthew Wood (15)
100m	12.47	U13	Damien Trimmingham	200m	23.24	U15	Archie Saunders (14)
100m	10.95	M30	Ashley McMahon (31)	200m	24.34	U14	Jordan Idiare (13)
100m	10.90	M35	Ashley McMahon (37)	200m	26.2h	U13	Bruce Harrison / M White
100m	10.80	M40	Ashley McMahon (41)	200m	21.95	M30	James Gurr (31)
100m	11.40	M45	Ashley McMahon (45)	200m	22.37	M35	Antoine Burke (35)
100m	12.10	M50	Michael Gedz (50)	200m	22.03	M40	Ashley McMahon (41)
100m	12.40	M55	Trevor Young (57)	200m	23.86	M45	Ashley McMahon (45)
100m	12.39	M60	Reg Austin (62)	200m	25.06	M50	Michael Gedz (52)
100m	12.47	M65	Reg Austin (65)	200m	24.52	M55	Trevor Young (57)
100m	14.48	M70	David Chantrill (73)	200m	24.93	M60	Reg Austin (62)
100m	14.8h	M75	Nick Bastas (76)	200m	26.07	M65	Reg Austin
100m	15.7h	M80	Nick Bastas (80)	200m	29.35	M70	David Chantrill (73)
100m	15.65	M85	Richard Hughes (85)	200m	32.13	M75	Nick Bastas (76)
				200m	33.91	M80	Nick Bastas (80)
				200m	34.37	M85	Richard Hughes (85)
150m	16.1h	Open	Ashlyn Ndlovu (20)				
150m	16.1h	U23	Ashlyn Ndlovu (20)				
150m	17.5h	U20	Nick Dowling (16)	300m	34.70	Open	Keegan Bell (18)
150m	17.5h	U18	Nick Dowling (16)	300m	34.72	U23	Matthew Crowe (20)
150m	17.5h	U17	Nick Dowling (16)	300m	34.70	U20	Keegan Bell (18)
150m	17.8h	U16	Nicholas Dowling (15)	300m	38.2h	U18	Nicholas Dowling (16)
150m	19.51	U15	Ryan Lee (14)	300m	38.2h	U17	Nicholas Dowling (16)
150m	21.0h	U14	Ashton Gleeson (9)	300m	38.9h	U16	Nicholas Dowling (15)
150m	21.0h	U13	Ashton Gleeson (9)	300m	41.03	U15	Ryan Lee (14)
150m	17.9h	M30	Kenneth Elias (33)	300m	46.47	U14	Julian Lee (12)
150m	17.07	M35	Ryan Dowling (39)	300m	46.47	U13	Julian Lee (12)
150m	17.1h	M40	Ashley McMahon (44)	300m	39.4h	M30	Kenneth Elias (33)
150m	20.5h	M45	Caerl Murray (45)	300m	36.32	M35	Ryan Dowling (39)

300m	36.47	M40	Ashley McMahon (42)	600m	1:33.4h	M35	Ryan Dowling (39)
300m	37.12	M45	Ashley McMahon (45)	600m	1:31.2h	M40	Ryan Dowling (40)
300m	45.92	M50	Jim Culhane (51)	600m	1:42.2h	M45	Nathan Shute (46)
300m	45.2h	M55	Anthony Crimi (57)	600m	1:47.00	M50	Bradley Sharpe (54)
300m	42.1h	M60	Trevor Young (61)	600m	1:41.44	M55	Paul Trainor (55)
300m	45.51	M65	Victor Ramondetta (66)	600m	1:47.56	M60	Bradley Sharpe (60)
300m	59.0h	M70	Les Gillies (71)	600m	2:10.43	M65	Doug Barrett (65)
300m	1:13.2h	M80	Michael Johnson (83)	600m	4:11.25	M70	Ronald Shoesmith (74)
400m	46.17	Open	David Johnston (23)	800m	1.46.45	Open	James Gurr (28)
400m	46.49	U23	David Burke (21)	800m	1.46.66	U23	Tristan Garrett (22)
400m	46.29	U20	Louis Stenmark (17)	800m	1.46.65	U20	Grant Cremer (19)
400m	46.29	U18	Louis Stenmark (17)	800m	1.51.71	U18	Sam Hall (17)
400m	46.9h	U17	David Waller (16)	800m	1.54.23	U17	Adrian White (16)
400m	50.31	U16	Scott Fraser (15)	800m	2.00.3h	U16	K Dewar (15)
400m	51.81h	U15	John Price (14)	800m	2.02.0h	U15	John Vandenberg (14)
400m	53.30	U14	John Price (13)	800m	2.08.04	U14	Austin Thomson (13)
400m	1.00.3h	U13	Damien Trimmingham	800m	2.18.3h	U13	R Pentecost
400m	47.30	M30	James Gurr (31)	800m	1:48.29	M30	James Gurr (33)
400m	47.83	M35	Antoine Burke (35)	800m	1.56.10	M35	Greg Nielson
400m	50.33	M40	Ashley McMahon (41)	800m	1.59.98	M40	Stuart Paterson (41)
400m	52.44	M45	Ashley McMahon (45)	800m	2.05.9h	M45	Stuart Paterson (46)
400m	57.09	M50	Antony Guest (53)	800m	2.11.59	M50	Les Gillies
400m	54.63	M55	Trevor Young (57)	800m	2.13.32	M55	Richard Martin (55)
400m	55.42	M60	Trevor Young (60)	800m	2.22.00	M60	Les Gillies (60)
400m	1.05.7h	M65	Victor Ramondetta (66)	800m	2.40.33	M65	Geoff Francis (67)
400m	1.16.75	M70	Charles Hobden (71)	800m	2.54.66	M70	Ron Wills (70)
400m	1.23.5h	M75	Charles Hobden (75)	800m	3.25.80	M75	Charles Hobden (75)
400m	1:24.56	M80	Richard Hughes (82)	800m	3:35.11	M80	Richard Hughes (82)
400m	1:25.63	M85	Richard Hughes (85)	800m	3:46.48	M85	Richard Hughes (85)
600m	1:15.86	Open	Tristan Garrett (22)	1000m	2:21.36	Open	Nick Bromley (26)
600m	1:15.86	U23	Tristan Garrett (22)	1500m	3.37.02	Open	James Kaan (23)
600m	1:59.18	U20	Duncan Loane (12)	1500m	3.40.30	U23	James Kaan (22)
600m	1:59.18	U18	Duncan Loane (12)	1500m	3.45.34	U20	James Connor (19)
600m	1:59.18	U17	Duncan Loane (12)	1500m	3.52.95	U18	Elliot Metcalf (17)
600m	1:59.18	U16	Duncan Loane (12)	1500m	4.02.1h	U17	Laurie Toogood (16)
600m	1:59.18	U15	Duncan Loane (12)	1500m	4.03.2h	U16	John Vandenberg (14)
600m	1:59.18	U14	Duncan Loane (12)	1500m	4.03.2h	U15	John Vandenberg (14)
600m	1:59.18	U13	Duncan Loane (12)				

1500m	4:22.94	U14	Elliot Metcalf (13)	3000m	9:34.15	M45	Stuart Paterson (49)
1500m	4.46.0h	U13	T Gillam	3000m	10.21.66	M50	Stuart Paterson (50)
1500m	3.47.29	M30	Frazer Dowling (30)	3000m	10.17.08	M55	Paul Trainor (55)
1500m	3.59.66	M35	Stuart Paterson (39)	3000m	11.31.8h	M60	Geoff Francis
1500m	4.04.49	M40	Stuart Paterson (42)	3000m	12.43.42	M65	Geoff Francis (67)
1500m	4.17.46	M45	Michael Donnelly	3000m	14.05.1h	M70	Ron Wills (71)
1500m	4.31.87	M50	Stuart Paterson (51)				
1500m	4.47.55	M55	Paul Trainor (55)	3200m	`11:44.08	Open	Dominic Bullock (22)
1500m	5.16.17	M60	Geoff Francis	3200m	`11:44.08	U23	Dominic Bullock (22)
1500m	5.37.32	M65	Geoff Francis (67)	3200m	11:49.05	U20	Duncan Loane (11)
1500m	6.14.10	M70	Ron Wills (71)	3200m	11:49.05	U18	Duncan Loane (11)
1500m	8:07.91	M85	Richard Hughes (85)	3200m	11:49.05	U17	Duncan Loane (11)
				3200m	11:49.05	U16	Duncan Loane (11)
1 Mile	4.00.53	Open	Jack Stapleton (20)	3200m	11:49.05	U15	Duncan Loane (11)
1 Mile	4.00.53	U23	Jack Stapleton (20)	3200m	11:49.05	U14	Duncan Loane (11)
1 Mile	4:08.71	U20	Elliot Metcalf (18)	3200m	11:49.05	U13	Duncan Loane (11)
1 Mile	4:16.13	U18	Elliot Metcalf (17)	3200m	13:45.2h	M45	Nathan Shute (45)
1 Mile	4:29.55	U17	Elliot Metcalf (16)	3200m	13:28.8h	M55	Kim Loane (56)
1 Mile	4:31.51	U16	Elliot Metcalf (15)				
1 Mile	4:32.93	U15	Kieran Gorman (14)	5000m	13.59.0h	Open	John Farrington (25)
1 Mile	4:42.63	M35	David Costello (38)	5000m	14.05.27	U23	James Connor (21)
1 Mile	4.58.22	M40	Connor Delahunty (43)	5000m	14.28.0h	U20	Bruce Adams
1 Mile	5:35.83	M45	Nathan Shute (47)	5000m	15.17.4	U18	Joel Fitzgerald
1 Mile	5.14.85	M50	Bradley Sharpe (50)	5000m	16:22:80	U17	Ethan McKenzie (15)
1 Mile	5:07.09	M55	Paul Trainor (55)	5000m	16:22:80	U16	Ethan McKenzie (15)
				5000m	16:28.86	U15	Cooper Phillips (14)
2000m	5:08.40	Open	Laurie Toogood (21)	5000m	16:47.40	U14	Cooper Phillips (13)
				5000m	14.41.66	M30	Leo Peterson (30)
3000m	8.00.79	Open	Jack Stapleton (21)	5000m	15.07.90	M35	Michael Donnelly (38)
3000m	8.00.79	U23	Jack Stapleton (21)	5000m	16.26.40	M40	Bruce Hansard
3000m	8.13.54	U20	Ed Goddard (19)	5000m	17:33.30	M45	Stuart Paterson (49)
3000m	8.29.0h	U18	Joel Fitzgerald (17)	5000m	17:42.13	M50	Jim Seymon (54)
3000m	8.34.75	U17	Ruairidh MacDonald (16)	5000m	17.21.86	M55	Jim Seymon (55)
3000m	8.47.2h	U16	John Vandenberg (15)	5000m	19.49.5h	M60	Jim Seymon
3000m	9:28:09	U15	Michael Westhuizen (14)	5000m	22.08.4h	M65	Geoff Francis (67)
3000m	9.52.09	U14	Jared Simmons (12)				
3000m	9.52.09	U13	Jared Simmons (12)	10000m	28:23.94	Open	Ed Goddard (24)
3000m	8.31.4h	M30	Sean Fitzpatrick	10000m	28:52.27	U23	Kieran Tall (21)
3000m	8.37.7h	M35	Michael Donnelly (38)	10000m	31:23.96	U20	Ed Goddard (19)
3000m	8.47.10	M40	Michael Donnelly	10000m	34:13.21	U18	Cooper Phillips (13)

10000m 34:13.21 U17	Cooper Phillips (13)	200m Hurdles - 0.762m	32.0h	U13	Sean Radi (12)
10000m 34:13.21 U16	Cooper Phillips (13)	200m Hurdles - 0.762m	28.50	M35	Ryan Dowling (38)
10000m 34:13.21 U15	Cooper Phillips (13)	200m Hurdles - 0.762m	33.35	M45	Tim McGrath (49)
10000m 34:13.21 U14	Cooper Phillips (13)				
10000m 34:03.57 M30	Ryan Cantrell (30)	400m Hurdles - 0.914m	51.42	Open	Bryce Collins (19)
10000m 33:26.16 M35	Ray Wareham	400m Hurdles - 0.914m	51.53	U23	Mark Fokas (20)
10000m 35:56.58 M40	Gary Mullins (40)	400m Hurdles - 0.914m	51.42	U20	Bryce Collins (19)
10000m 35:27.06 M50	Jim Seymon (54)	400m Hurdles - 0.840m	52.64	U18	Bryce Collins (17)
10000m 35:50.36 M55	Jim Seymon (55)	400m Hurdles - 0.840m	53.31	U17	Bryce Collins (16)
10000m 41:10.9h M60	Jim Seymon	400m Hurdles - 0.840m	56:66	U16	Thomas Hunt (15)
		400m Hurdles - 0.914m	1.17.10	M30	Roger Crowhurst
110m Hurdles - 1.067m	14.21 Open Gareth Watkins (20)	400m Hurdles - 0.914m	57.40	M35	Ryan Dowling (38)
110m Hurdles - 1.067m	14.21 U23 Gareth Watkins (20)	400m Hurdles - 0.914m	1.09.58	M40	David Murphy (43)
110m Hurdles - 0.991m	14.16 U20 Will Lloyd (18)	400m Hurdles - 0.914m	1.00.01	M45	Mathew Woodhouse
110m Hurdles - 0.914m	13.74 U18 Will Lloyd (17)	(45)			
110m Hurdles - 0.914m	13.81 U17 Will Lloyd (16)	400m Hurdles - 0.840m	1.18.16	M50	Stephen Ball
100m Hurdles - 0.840m	13.0h U16 Matthew Walker (15)	300m Hurdles - 0.762m	40.99	U16	Jonathan Nichols
100m Hurdles - 0.840m	13.48 U15 Jordan Idiare (14)	300m Hurdles - 0.762m	49.9h	M50	Andy Burton
90m Hurdles - 0.762m	12.28 U14 Riley Hemsworth (13)	300m Hurdles - 0.762m	53.00	M60	Les Gillies (60)
90m Hurdles - 0.762m (12)	13.41 U13 Jackson Diamond	300m Hurdles - 0.762m (66)	54.25	M65	Victor Ramondetta
110m Hurdles - 0.991m	23.90 M30 Roger Crowhurst				
110m Hurdles - 0.991m	14.77 M35 Ryan Dowling (38)	3000m Steeplechase 0.914m	9.09.53	Open	Dylan Dudley (22)
110m Hurdles - 0.991m	15.26 M40 Ryan Dowling (41)	3000m Steeplechase 0.914m	9.09.53	U23	Dylan Dudley (22)
110m Hurdles - 0.991m (45)	16.79 M45 Mathew Woodhouse	3000m Steeplechase 0.914m	9.20.63	U20	Nick Bromley (19)
100m Hurdles - 0.914m	15.40 M50 Clay Tompkins (50)	3000m Steeplechase 0.914m	10:48.19	U18	Vikram
100m Hurdles - 0.914m	16.14 M55 Clay Tompkins (55)	Ramrakha (17)			
100m Hurdles - 0.840m	18.16 M60 Jim McGrath (61)	3000m Steeplechase 0.914m	10:53.52	M30	Frazer
100m Hurdles - 0.840m	18.9h M65 Jim McGrath (65)	Dowling (34)			
80m Hurdles - 0.762m	17.10 M70 Jim McGrath (70)	3000m Steeplechase 0.914m	10:59.89	M35	Peter
		Hampshire			
200m Hurdles - 0.762m	24.60 Open Jacob Holt (20)	3000m Steeplechase 0.914m	11:19.1h	M40	Peter
200m Hurdles - 0.762m	24.60 U23 Jacob Holt (20)	Hampshire			
200m Hurdles - 0.762m	24.95 U20 Jacob Holt	3000m Steeplechase 0.914m	13:38.15	M45	Andy West
200m Hurdles - 0.762m	25.57 U18 Bryce Collins (15)	(45)			
200m Hurdles - 0.762m	25.57 U17 Bryce Collins (15)	3000m Steeplechase 0.914m	11:26.00	M50	Jim Seymon
200m Hurdles - 0.762m	25.57 U16 Bryce Collins (15)	(54)			
200m Hurdles - 0.762m	25.57 U15 Bryce Collins (15)	3000m Steeplechase 0.914m	11:31.86	M55	Jim Seymon
200m Hurdles - 0.762m	26.90 U15 Lachlan Dalton (14)	(55)			
200m Hurdles - 0.762m	29.94 U14 S Hailstone (13)	2000m Steeplechase - 0.914m	5:49.97	Open	Dylan Dudley

ley (22)				3000m Walk	12.45.8h U20	John Morison
2000m Steeplechase - 0.914m	5:49.97	U23	Dylan Dud-	3000m Walk	12.46.6h U18	John Hart (17)
ley (22)				3000m Walk	13.51.5h U17	John Hart (14)
2000m Steeplechase - 0.914m	6.00.58	U20	Chris White	3000m Walk	13.51.5h U16	John Hart (14)
(16)				3000m Walk	13.51.5h U15	John Hart (14)
2000m Steeplechase - 0.914m	6.00.58	U18	Chris White	3000m Walk	15:29:79 U14	Martin Leerburg (13)
(16)				3000m Walk	17:21.39h	U13 Martin Leerburg (12)
2000m Steeplechase - 0.914m*	6.04.27	U16	Chris White	3000m Walk	15.44.7h M30	Mark Ransom
(15)				3000m Walk	16.53.4 M35	Mark Ransom
2000m Steeplechase - 0.762m	6.31.73	U15	S Hudson	3000m Walk	17.16.20 M55	Jim Seymon
(14)				3000m Walk	16.48.3h M60	Jim Seymon
2000m Steeplechase - 0.762m	6:59.62	U14	Elliot	3000m Walk	16.58.4h M65	Jim Seymon
Metcalf (13)				3000m Walk	17.34.0h M70	Jim Seymon (71)
2000m Steeplechase - 0.762m	8:08.60	M55	Brad Sharpe	3000m Walk	18:13.9h M75	Jim Seymon (78)
(59)				3000m Walk	19:01.3h M80	Jim Seymon (81)
2000m Steeplechase - 0.762m	08:08.6	M60	Brad Sharpe	3000m Walk		
(60)						
1500m Walk	5.58.0h	Open	John Hart	5000m Walk	21:23.06 Open	Jay Felton (21)
1500m Walk	5.58.0h	U20	John Hart	5000m Walk	21:23.06 U23	Jay Felton (21)
1500m Walk	6.24.7h	U18	John Hart	5000m Walk	22:17.26 U20	Jay Felton (19)
1500m Walk	6.24.7h	U17	John Hart	5000m Walk	28.02.0h M30	Mark Ransom
1500m Walk	6.24.7h	U16	John Hart	5000m Walk	26.58.8 M35	Mark Ransom
1500m Walk	6.24.7h	U15	John Hart	5000m Walk	30.25.40 M55	Jim Seymon
1500m Walk	8:14:4h	U14	Martin Leerburg (13)	5000m Walk	28.39.1h M60	Jim Seymon
1500m Walk	8.20.48	U13	G R Hart	5000m Walk	28.42.84 M65	Jim Seymon
1500m Walk	7.31.7h	M30	Mark Ransom	5000m Walk	29.54.84 M70	Jim Seymon (71)
1500m Walk	7.45.1h	M35	Mark Ransom	5000m Walk	27.13.67 M75	Jim Seymon (76)
1500m Walk	7.57.2h	M45	Robert Osborne	5000m Walk	33:40.54 M80	Jim Seymon (80)
1500m Walk	9.34.5h	M50	Doug Barrett			
1500m Walk	8.25.70	M55	Jim Seymon	10000m Walk	44:30.04 Open	Jay Felton (21)
1500m Walk	8.26.0h	M60	Jim Seymon	10000m Walk	44:30.04 U23	Jay Felton (21)
1500m Walk	8.04.08	M65	Jim Seymon	10000m Walk	46:44.8h U20	John Morison (19)
1500m Walk	8.01.4h	M70	Jim Seymon (72)	10000m Walk	58.15.0h M30	Mark Ransom
1500m Walk	8:30.7h	M75	Jim Seymon (78)	10000m Walk	58:28.0h M35	Mark Ransom
1500m Walk	8:58.0h	M80	Jim Seymon (80)	10000m Walk	1.00.00.0h	M65 Jim Seymon (67)
				10000m Walk	1:03.11.53	M70 Jim Seymon (71)
2000m Walk	13:21.5h	Open	Doug Barrett (66)	10000m Walk	1:07:49.00	M75 Jim Seymon (76)
2000m Walk	13:21.5h	M65	Doug Barrett (66)	10000m Walk	1:10.07h M80	Jim Seymon (80)
3000m Walk	12.45.8h	Open	John Morison	20000m Walk	1:34.30.0h	Open John Morison (20)

				Pole Vault	3.20m	M55	Jim McGrath (55)
High Jump	2.23m	Open	Luke Russell (19)	Pole Vault	3.30m	M55	Tim McGrath (56)
High Jump	2.20m	U23	Luke Russell (20)	Pole Vault	3.00m	M60	Jim McGrath (60)
High Jump	2.23m	U20	Luke Russell (19)	Pole Vault	2.60m	M65	Jim McGrath (65)
High Jump	2.11m	U18	Theo Kavieris (17)	Pole Vault	2.40m	M70	Jim McGrath (70)
High Jump	2.08m	U17	Darcy Holmes (16)				
High Jump	2.05m	U16	Darcy Holmes (15)	Long Jump	7.74m	Open	Alec Duiamond (24)
High Jump	1.90m	U15	A Urquart (14)	Long Jump	7.66m	U23	William Freyer (21)
High Jump	1.78m	U14	J Delamare (13)	Long Jump	7.66m	U23	William Freyer (22)
High Jump	1.68m	U13	Cadel Holmes (12)	Long Jump	7.31m	U20	Russell Parker
High Jump	1.70m	M30	Carl Dubois (32)/ Tony Nash	Long Jump	7.22m	U18	Alex Willett (16)
High Jump	1.70m	M30	Ashley McMahon (30)	Long Jump	7.22m	U17	Alex Willett (16)
High Jump	1.70m	M30	Jim McGrath (33)	Long Jump	7.11m	U16	Alex Willett (15)
High Jump	1.93m	M35	Clay Tompkins (39)	Long Jump	6.81m	U15	Alex Willett (14)
High Jump	1.90m	M40	Clay Tompkins (40)	Long Jump	6.29m	U14	Alex Willett (13)
High Jump	1.83m	M45	Clay Tompkins	Long Jump	5.31m	U13	Alex Willett (12)
High Jump	1.75m	M50	Clay Tompkins (50)	Long Jump	6.63m	M30	Tomas Cholensky (33)
High Jump	1.68m	M55	Clay Tomkins (55)	Long Jump	6.76m	M35	Clay Tompkins (35)
High Jump	1.61m	M60	Clay Tomkins (60)	Long Jump	6.66m	M40	Clay Tompkins
High Jump	1.20m	M65	Jim McGrath	Long Jump	6.25m	M45	Clay Tompkins
High Jump	1.07m	M70	Jim McGrath	Long Jump	5.78m	M50	Clay Tompkins
High Jump	1.14m	M75	Nick Bastas (79)	Long Jump	5.61m	M55	Clay Tompkins (55)
High Jump	1.11m	M80	Nick Bastas (80)	Long Jump	5.25m	M60	Clay Tompkins (60)
				Long Jump	4.55m	M65	Jim McGrath (65)
Pole Vault	4.80m	Open	Alec Diamond (22)	Long Jump	4.20m	M70	Nick Bastas (74)
Pole Vault	4.80m	U23	Alec Diamond (22)	Long Jump	4.10m	M75	Nick Bastas (76)
Pole Vault	4.40m	U20	Sean Radi (17)	Long Jump	3.97m	M80	Nick Bastas (80)
Pole Vault	4.40m	U20	Nickolai Simmons (19)	Long Jump	2.04m	M85	Ray Frith (88)
Pole Vault	4.40m	U18	Sean Radi (17)				
Pole Vault	3.95m	U17	Sean Radi (15)	Triple Jump	16.26m	Open	Emmanuel Fakiye (21)
Pole Vault	3.95m	U16	Sean Radi (15)	Triple Jump	16.26m	U23	Emmanuel Fakiye (21)
Pole Vault	3.90m	U15	Sean Radi (14)	Triple Jump	15.76m	U20	Emmanuel Fakiye (19)
Pole Vault	3.25m	U14	Sean Radi (13)	Triple Jump	14.40m	U18	Peter Cox (16)
Pole Vault	3.00m	U13	Sean Radi (12)	Triple Jump	14.40m	U17	Peter Cox (16)
Pole Vault	3.80m	M30	Tim McGrath	Triple Jump	13.56m	U16	Matthew Walker (15)
Pole Vault	3.65m	M35	Clay Tompkins (35)	Triple Jump	12.84m	U15	Alex Willett (14)
Pole Vault	3.60m	M40	Clay Tompkins (40)	Triple Jump	12.27m	U14	Peter Radi (13)
Pole Vault	3.60m	M45	Jim McGrath (45)	Triple Jump	11.22m	U13	Alex Willett (12)
Pole Vault	3.60m	M45	Clay Tompkins (46)	Triple Jump	15.71m	M30	Tomas Cholensky (32)
Pole Vault	3.43m	M50	Rob Barclay	Triple Jump	14.77m	M35	Clay Tompkins (35)

Triple Jump	13.92m	M40	Clay Tompkins (40)	Discus - 1kg	59.84m	U15	Peter Elvy (14)
Triple Jump	13.51m	M45	Clay Tompkins (46)	Discus - 1kg	54.24m	U14	Robert Murphy (13)
Triple Jump	12.83m	M50	Clay Tompkins (50)	Discus - 1kg	44.38m	U13	Darren Pitchfork (12)
Triple Jump	12.21m	M55	Clay Tompkins (57)	Discus - 2kg	45.72m	M30	Paul Crowe (32)
Triple Jump	11.77m	M60	Clay Tompkins (60)	Discus - 2kg	37.18m	M35	Ashley McMahon (37)
Triple Jump	7.83m	M65	Victor Ramondetta (65)	Discus - 2kg	39.18m	M40	Clay Tompkins (40)
Triple Jump	8.81m	M70	Nick Bastas (74)	Discus - 2kg	37.80m	M45	Moisant (Sonny) Bennett
Triple Jump	8.69m	M75	Nick Bastas (75)	Discus - 1.5kg	41.86m	M50	Rocky Wijesinghe
Triple Jump	8.34m	M80	Nick Bastas (80)	Discus - 1.5kg	39.56m	M55	Rocky Wijesinghe
Triple Jump	5.38m	M85	Ray Frith (87)	Discus - 1.0kg	37.06m	M60	Jim McGrath (63)
				Discus - 1.0kg	33.77m	M65	Robert Archer (65)
Shot Put - 7.26kg	16.82m	Open	Paul Crowe (32)	Discus - 1kg	33.04m	M70	Robert Archer (70)
Shot Put - 7.26kg	16.25m	U23	Liam Speers (22)	Discus - 1kg	22.48m	M75	Nick Bastas (76)
Shot Put - 6kg	16.47m	U20	Stuart Gyngell	Discus - 1kg	25.10m	M80	Michael Johnson (82)
Shot Put - 5kg	18.34m	U18	Peter Elvy (17)	Discus - 1kg	18.44m	M85	Michael Johnson (85)
Shot Put - 5kg	14.62m	U17	Tyson Davis (16)	Discus - 1kg	12.84m	M90	Ray Frith (91)
Shot Put - 4.536kg*	18.11m	U16	Peter Elvy (14)				
Shot Put - 4.536kg*	18.11m	U15	Peter Elvy (14)	Hammer - 7.26kg	66.31m	Open	William Brown (25)
Shot Put - 3kg	16.91m	U14	Matthew Butler (13)	Hammer - 7.26kg	65.79m	U23	William Brown (21)
Shot Put - 3kg	10.87m	U13	Alex Willett (12)	Hammer - 6kg	63.61m	U20	William Brown (19)
Shot Put - 7.26kg	16.82m	M30	Paul Crowe (32)	Hammer - 5kg	62.90m	U18	Darren Pitchfork (17)
Shot Put - 7.26kg	16.67m	M35	Paul Crowe (35)	Hammer - 5kg	48.83m	U17	Lachlan Antoinette (16)
Shot Put - 7.26kg	12.29m	M40	Andrew Watson (43)	Hammer - 4.536kg*	60.00m	U16	Darren Pitchfork (15)
Shot Put - 7.26kg	12.61m	M45	Moisant (Sonny) Bennett				
Shot Put - 6kg	13.92m	M50	Rocky Wijesinghe	Hammer - 4.536kg*	54.54m	U15	Peter Elvy (14)
Shot Put - 6kg	12.64m	M55	Rocky Wijesinghe	Hammer - 3kg	51.81m	U14	Thomas Shannon (13)
Shot Put - 5kg	9.60m	M60	Jim McGrath (60)	Hammer - 3kg	34.98m	U13	Thomas Shannon (12)
Shot Put - 5kg	9.79m	M65	Robert Archer (65)	Hammer - 7.26kg	38.39m	M30	Warren Jones (30)
Shot Put - 4kg	11.47m	M70	Robert Archer (70)	Hammer - 7.26kg	36.21m	M35	Warren Jones (35)
Shot Put - 4kg	8.29m	M75	Nick Bastas (76)	Hammer - 7.26kg	43.41m	M40	Grzegorz Urbanowicz (40)
Shot Put - 3kg	8.94m	M80	Nick Bastas (80)	Hammer - 7.26kg	31.11m	M45	Mark Cepak (49)
Shot Put - 3kg	6.14m	M85	Ray Frith (87)	Hammer - 6kg	38.38m	M50	Robert Hanbury-Brown (53)
Shot Put - 3kg	5.04m	M90	Ray Frith	Hammer - 6kg	26.97m	M55	Tim McGrath (55)
				Hammer - 5kg	44.70m	M60	Peter Farmer (60)
Discus - 2kg	60.45m	Open	Peter Elvy (20)	Hammer - 4kg	19.05m	M65	Ross Douglas (65)
Discus - 2kg	60.45m	U23	Peter Elvy (20)	Hammer - 4kg	26.73m	M70	Brian Hamilton (72)
Discus - 2kg*	56.21m	U20	Peter Elvy (19)	Hammer - 4kg	22.85m	M75	Nick Bastas (77)
Discus - 1.5kg	61.60m	U18	Peter Elvy	Hammer - 3kg	22.48m	M80	Nick Bastas (80)
Discus - 1.5kg	46.98m	U17	G Bayman (16)	Hammer - 3kg	15.98m	M85	Ray Frith (87)
Discus - 1kg	64.68m	U16	Peter Elvy (15)	Hammer - 3kg	12.84m	M90	Ray Frith

				Weight Throw - 7.26kg	8.01m	M75	Nick Bastas (76)
Javelin - 800g	63.14m	Open	Peter Elvy	Weight Throw - 5.45kg	10.87m	M80	Nick Bastas (80)
Javelin - 800g	61.74m	U23	Saxon Ward (20)				
Javelin - 800g	63.14m	U20	Peter Elvy	Heavyweight Throw			
Javelin - 700g	66.16m	U18	Peter Elvy (15)	Weight Throw - 20kg (44lb)	11.91m	Open	Tim Heyes (22)
Javelin - 700g	66.16m	U17	Peter Elvy (15)	Weight Throw - 20kg (44lb)	11.91m	U23	Tim Heyes (22)
Javelin - 700g	66.16m	U16	Peter Elvy (15)				
Javelin - 700g	60.54m	U15	Peter Elvy (14)	Heavyweight Throw			
Javelin - 600g	54.44m	U14	Peter Elvy (13)	Weight Throw - 9.08kg (20lb)	16.49m	M30	Warren Jones (32)
Javelin - 600g	35.02m	U13	Alex Willett (12)	Weight Throw - 11.34kg (25lb)	13.45m	M30	Warren Jones (32)
Javelin - 800g	47.34m	M30	Tony Nash	Weight Throw - 20kg (44lb)	7.96m	M30	Warren Jones (34)
Javelin - 800g	46.90m	M35	Clay Tompkins (38)	Weight Throw - 25.4kg (56lb)	6.39m	M30	Warren Jones (34)
Javelin - 800g	47.36m	M40	Clay Tompkins	Weight Throw - 100lb	2.50m	M30	Warren Jones (33)
Javelin - 800g	46.89m	M45	John Kay (49)				
Javelin - 700g	54.37m	M50	John Kay (50)				
Javelin - 800g*	40.04m	M55	Rocky Wijesinghe	Weight Throw - 9.08kg (20lb)	14.93m	M35	Warren Jones (35)
Javelin - 600g	33.76m	M60	Jim McGrath (60)	Weight Throw - 11.34kg (25lb)	14.09m	M35	Ryan Dowling (37)
Javelin - 600g	32.72m	M65	Jim McGrath (65)	Weight Throw - 20kg (44lb)	7.25m	M35	Warren Jones (35)
Javelin - 500g	25.37m	M70	Jim McGrath	Weight Throw - 25.4kg (56lb)	5.96m	M35	Warren Jones (37)
Javelin - 500g	25.65m	M75	Nick Bastas (76)	Weight Throw - 25.4kg (56lb)	5.96m	M35	Warren Jones (39)
Javelin - 400g	25.23m	M80	Nick Bastas (80)	Weight Throw - 100lb	2.37m	M35	Warren Jones (36)
Javelin - 400g	12.90m	M85	Ray Frith	Weight Throw - 9.08kg (20lb)	13.94m	M40	Warren Jones (40)
Weight Throw - 15.88kg	18.27m	Open	Tim Heyes (23)	Weight Throw - 11.34kg (25lb)	11.24m	M40	Warren Jones (40)
Weight Throw - 15.88kg	17.97m	U23	Tim Heyes (22)	Weight Throw - 20kg (44lb)	5.96m	M40	Warren Jones (40)
Weight Throw - 9.080kg	17.35m	U20	John Hunter (17)	Weight Throw - 25.4kg (56lb)	6.42m	M40	Warren Jones (40)
Weight Throw - 9.080kg	17.35m	U18	John Hunter (17)	Weight Throw - 56lb	3.86m	M45	Tim McGrath (46)
Weight Throw - 9.080kg	13.05m	U17	Simon Osborne (14)	Weight Throw - 7.26kg (16lb)	12.47m	M55	Andrew Wilson (58)
Weight Throw - 9.080kg	13.05m	U16	Simon Osborne (14)	Weight Throw - 9.08kg (20lb)	8.02m	M55	Andrew Wilson (58)
Weight Throw - 9.080kg	13.05m	U15	Simon Osborne (14)	Weight Throw - 20kg (44lb)	6.45m	M55	Andrew Wilson (58)
Weight Throw - 15.88kg	11.11m	M30	Warren Jones (31)	weight Throw - 15.88kg (35lb)	4.58m	M55	Andrew Wilson (58)
Weight Throw - 15.88kg	11.08m	M35	Ryan Dowling (37)				
Weight Throw - 15.88kg	13.01m	M40	Grzegorz Urbanowicz (40)				
Weight Throw - 15.88kg	10.71m	M45	Mark Cepak (49)				
Weight Throw - 11.34kg	13.83m	M50	Robert Hanbury-Brown (54)				
Weight Throw - 11.34kg	10.80m	M55	Tim McGrath (56)				
Weight Throw - 11.34kg	8.42m	M60	Peter Douglas (60)				
Weight Throw - 9.080kg	8.03m	M65	Peter Douglas (65)				
Weight Throw - 7.26kg	8.95m	M70	Charles Hobden (71)				

Weight Throw - 56lb	4.29m	M55	Andrew Wilson (58)			
Weight Throw - 100lb	2.24m	M55	Andrew Wilson (58)	Heptathlon	4306 Pts U16	Ben Carter (15)
				Heptathlon	2731 Pts U15	James McFadden (14)
				Heptathlon	2291 Pts U14	Alex Willett (13)
Weight Throw - 5.45kg (12lb) (62)	7.52m	M60	Bob Jones	Outdoor Pentathlon - LJ, JT, 200m, DT, 1500m		
Weight Throw - 7.26kg (16lb) (62)	6.77m	M60	Bob Jones	Pentathlon	1761 Pts U14	James McFadden (13)
Weight Throw - 11.34kg (25lb) (64)	5.11m	M60	Bob Jones	Pentathlon	1498 Pts M30	Peter Lang
Weight Throw - 15.88kg (35lb) (64)	3.60m	M60	Bob Jones	Pentathlon (recored from 3719 Pts in 2010) 3150 Pts M35 Clay Tompkins (35)		
Weight Throw - 56lb	2.21m	M60	Bob Jones (62)	Pentathlon	3292 Pts M40	Clay Tompkins (40)
				Pentathlon	3719 Pts M45	Clay Tompkins (45)
				Pentathlon	3102 Pts M50	John Kay (50)
Weight Throw - 5.45kg (12lb) (67)	6.73m	M65	Bob Jones	Pentathlon	2845 Pts M55	Tim McGrath (56)
Weight Throw - 7.26kg (16lb) (67)	5.82m	M65	Bob Jones	Pentathlon	3076 Pts M60	Jim McGrath (62)
Weight Throw - 11.34kg (25lb) (69)	5.54m	M65	Bob Jones	Pentathlon	3064 Pts M65	Jim McGrath (65)
Weight Throw - 15.88kg (35lb) (69)	4.91m	M65	Bob Jones	Throws Pentathlon - HT, SP, DT, JT, WT		
				Throws Pentathlon	2090 Pts M30	Warren Jones (33)
				Throws Pentathlon	2080 Pts M35	Ryan Dowling (37)
				Throws Pentathlon	2487 Pts M40	Andrew Watson (43)
Weight Throw - 4kg (8.8lb)	6.65m	M70	Bob Jones (70)	Throws Pentathlon	2354 Pts M45	Tim McGrath (46)
Weight Throw - 5.45kg (12lb) (70)	5.67m	M70	Bob Jones	Throws Pentathlon	2896 Pts M50	Robert Hanbury-Brown (53)
Weight Throw - 9.08kg (20lb) (70)	4.26m	M70	Bob Jones	Throws Pentathlon	2820 Pts M55	Tim McGrath (55)
Weight Throw - 11.34kb (25lb) (70)	3.88m	M70	Bob Jones	Throws Pentathlon	1096 Pts M60	Bob Jones (61)
				Throws Pentathlon	2583 Pts M65	Jim McGrath (67)
				Throws Pentathlon	883 Pts M70	Bob Jones (70)
				Throws Pentathlon	1418 Pts M75	Nick Bastas (78)
				Throws Pentathlon	2954 Pts M80	Nick Bastas (80)
Decathlon	7915 Pts Open	Peter Banks				
Decathlon	7593 Pts U23	Alec Diamond (22)				
Decathlon	7271 Pts U20	Alec Diamond (19)				
Decathlon	6631 Pts U18	Sean Radi (17)				
Decathlon	5827 Pts U17	Sean Radi (15)				
Decathlon	5827 Pts U16	Sean Radi (15)				
Decathlon	5407 Pts M35	Ashley McMahon (37)				
Decathlon	5665 Pts M40	Ashley McMahon (41)				
Decathlon	3654 Pts M45	Andrew Kohlrusch (47)				
Decathlon	5603 Pts M50	Tim McGrath (52)				
Decathlon	5424 Pts M55	Tim McGrath (56)				
Decathlon (rescored 2010)	6172 Pts M60	Jim McGrath (60)				
				Heavyweight Throws Pentathlon		
				Heavyweight Throws Pentathlon - 20lb, 25lb, 35lb 45lb, 56lb 2578 Pts M30 Warren Jones (32)		
				Heavyweight Throws Pentathlon - 20lb, 25lb, 35lb 45lb, 56lb 2850 Pts M35 Warren Jones (37)		
				Heavyweight Throws Pentathlon - 20lb, 25lb, 35lb 45lb, 56lb 2158 Pts M40 Warren Jones (40)		
				Heavyweight Throws Pentathlon - 7.26kg (16lb) 9.08kg (20lb) 11.34kg (25lb) 15.88kg (35lb) 20kg (44lb) 1957 Pts M55 Andrew Wilson (58)		
				Heavyweight Throws Pentathlon - 12lb, 16lb, 20lb 25lb, 35lb 1213 Pts M60 Bob Jones (64)		

Heavyweight Throws Pentathlon - 12lb, 16lb, 20lb 25lb, 35lb
1182 Pts M65 Bob Jones (65)

Heavyweight Throws Pentathlon -4kg (8.8lb) 5.45kg (12lb) 7.26kg
(16lb) 9.08kg (20lb) 11.34kg (25lb) 1029 Pts M70 Bob Jones
(70)

Relays

Relay - 4 x 100m 40.64 Open Martin Byron (24), Tim Jackson
(24), Eric McCoy, Matthew Reede (24)

Relay - 4 x 100m 42.18 U20 Matthew Wood (17), Alex
Moore (17), Anthony Collum (19), Sean Fitzsimons (19)

Relay - 4 x 100m 42.84 U18 Josh Clarke (16), Max Wylie
(17), Nick Heath (17), Anthony Collum (16)

Relay - 4 x 100m 43.98 U16 Andrew Chen (15), Matthew
Wood (15), Ruvin Baddevithana (15), Jordon Ildaire (14)

Relay - 4 x 100m 48.50 U14 Dominic Mete (13), Jack
Maguire (13), Samuel Barkley (13), Connor Hurley (13)

Relay - 4 x 100m 44.25 M120+ Ashley McMahon (42), Jeremy
Firth (33), David Thebridge (42), Ryan Dowling (38)

Relay - 4 x 100m 45.22 M160+ Michael Gedz (52), Nathan
Mackay (41), David Thebridge (42), Ryan Dowling (38)

Relay - 4 x 100m 48.21 M200+ Michael Gedz (52), Jim
Culhane (52), Anthony Crimi (57), Ashley McMahon (43)

Relay - 4 x 100m 52.91 M240+ Trevor Young (58), David
Shearsby (59), Leslie Gillies (69), Ronald Ross (57)

Relay - 4 x 200m 1.25.82 Open William Lloyd (17), Elijah Wil-
liams (19), Sean Fitzsimmons (21), Ashley McMahon (41)

Relay - 4 x 200m 1.28.62 U20 Matthew Wood (16), Anthony
Collum (18), Tony Wood (17), Bryce Collins (17)

Relay - 4 x 200m 1.28.62 U18 Matthew Wood (16), Anthony
Collum (18), Tony Wood (17), Bryce Collins (17)

Relay - 4 x 200m 1.33.44 U16 Matthew Reede (15), James
Kwan, Tim Jackson (15), Mark Carter

Relay - 4 x 200m 1.45.42 U14 George Gardner (13), Sachin
Shah (13), Will Lloyd (13), Luke Scrivanic (13)

Relay - 4 x 200m 1:34.27 M120+ Ashley McMahon (42), Nathan
Mackay (41), Ryan Dowling (38), David Thebridge (42)

Relay - 4 x 200m 1.39.59 M160+ David Turner (43), Ken Elias
(33), Ashley McMahon (44), Michael Gedz (53)

Relay - 4 x 200m 1.41.44 M200+ Trevor Young (61), Jim
Culhane (53), Ashley McMahon (44), Andrew Phillips (47)

Relay - 4 x 200m 1:55.86 M240+ Les Gillies (71), Jim Culhane
(52), Anthony Crimi (57), Trevor Young (60)

Relay - 4 x 400m 3.11.78 Open Keegan Bell (16), Matthew
Crowe (21), Sean Zitzsimmons (23), Jye Perrott (20)

Relay - 4 x 400m 3:19.91 U20 Tristan Garrett (17), James Roff
(19), Kiel Mannix (18), Mark Watts (17)

Relay - 4 x 400m 3.20.3 U18 Matthew Wood (16), Daniel
Ling (15), Bryce Collins (17), Matthew Crowe (16)

Relay - 4 x 400m 3.26.21 U17 Rod Pittorino, Adrian White,
Anthony Dempsey, Chris Carley

Relay - 4 x 400m 3.31.26 U16 Ben Mackay (14), Matthew
Wood (15), Will North (15), Matthew Crowe (15)

Relay - 4 x 400m 3:40.97 M120+ John Skrivanic (40), Sheldon
Cummins (34), Roger Hastie (35), Anthony Benn (31)

Relay - 4 x 400m 3.46.92 M160+ Frazer Dowling (32), Antony
Guest (46), Mark Taylor (45), Andy West (44)

Relay - 4 x 400m 3:55.53 M200+ Ashley McMahon (43), Jim
Culhane (52), Michael Stavrianos (45), Trevor Young (60)

Relay - 4 x 800m 7:27.95 Open Frazer Dowling (29), James
Gurr (26), Nick Bromley (26), Tristan Garrett (21)

Relay - 4 x 800m 7.46.20 U20 Sam Hall (17), Joel Fitzgerald
(17), Nick Bromley (17), Anthony Andreatta (17)

Relay - 4 x 800m 7.46.20 U18 Sam Hall (17), Joel Fitzgerald
(17), Nick Bromley (17), Anthony Andreatta (17)

Relay - 4 x 800m 8.42.57 U16 Ben McKinley (15), Luke
McSpeerin (15), Scott Leece (14), James Rushton (13)

Relay - 4 x 800m 9.28.07 U14 Fergus Whelan (13), Jack Mills
(13), Hugo Whelan (13), Finn Ballard McBride (13)

Relay - 4 x 800m 8.14.05 M30 Angus Stewart (32), Stuart
Paterson (37), Paul Laurendet (34), Peter Hampshire (37)

Relay - 4 x 800m 8.33.86 M40 Michael Donnelly (40), Peter
Hampshire (41), David Hardyman (45), Stuart Paterson (41)

Relay - 4 x 800m 9.22.12 M200+ Trevor Young (57), Brad
Sharpe (54), Antony Guest (50), Andy Williams (44)

Relay - 4 x 800m 10.45.93 M240+ Trevor Young (61), Doug Bar-
rett (67), Paul Trainor (54), Brad Sharpe (58)

Relay - 4 x 1500m 15:50.39 Open James Hansen (21), Adrian
Plummer (23), Matthew Cox (24), James Connor (22)

Relay - 4 x 1500m 16.39.47 U20 Sam Hall (17), Joel Fitzgerald
(17), Nick Bromley (17), Tom Gleeson (15)

Relay - 4 x 1500m 16.39.47 U18 Sam Hall (17), Joel Fitzgerald
(17), Nick Bromley (17), Tom Gleeson (15)

Relay - 4 x 1500m 18.03.13 U16 Tom Gleeson (15), Andrew
Fahey (15), Josh Wilson (15), Phil De Mestre (15)

Relay - 4 x 1500m 19.24.36 U14 Fergus Whelan (13), Jack Mills
(13), Hugo Whelan (13), Finn Ballard McBride (13)

Relay - 4 x 1500m 16.50.13 M30 Stuart Paterson (39), Angus
Stewart (34), Stuart Aikman, Matthew Todd

17.56.10 M40 Michael Donnelly (40), Peter Hampshire
(41), David Hardyman (45), Stuart Paterson (41)

Relay - 4 x 1500m 19:55.82 M200+ Richard Martin (55), Stuart Paterson (54), Conor Delahunty (42), Len Augustine (50)

Relay -800m Medley (100,100,200,400) 1:38.10 Open
Ray Barbat, Mitchell Roberts, Mark Caulfield, Michael Maier

Relay - 1000m Medley (100, 300, 200, 400) 1:59.42 Open
Koray Kirk (20), Tom Hunt (18), Hugo Whitehead (20), Ben Carter (19)

Relay - 1000m Medley (100, 300, 200, 400) 2:07.80 U20
Sebastian Arko (15), Curtis Kingsmill (17), Joseph Dennis (16), Nicholas Dowling (16)

Relay - 1000m Medley (100, 300, 200, 400) 2:07.80 U18
Sebastian Arko (15), Curtis Kingsmill (17), Joseph Dennis (16), Nicholas Dowling (16)

Relay - 1000m Medley (100, 300, 200, 400) 2:18.07 U14
Henry Butler (11), Aidan Jones (13), Max Milani (13), Cormac Morrison (13)

Relay - 1000m Medley (100, 300, 200, 400) 2:09.82 M120+
Lewis Ehrlich (4), Ryan Dowling (39), David Thebridge (42), Ashley McMahon (43)

Relay - 1000m Medley (100, 300, 200, 400) 2:26.67 M160+
Tim McGrath (57), Antony Guest (54), David Turner (43), Nathan Shute (46)

Relay - 1000m Medley (100, 300, 200, 400) 2:26.67 M200+
Tim McGrath (57), Antony Guest (54), David Turner (43), Nathan Shute (46)

Relay - 1600m Medley (200,200,400,800) 3:21.38 Open
James Gurr (28), Alex Pettigrew (19), Paul Cummings (25), Greg Boldon (28)

Relay - 1600m Medley (200,200,400,800) 3:58.81 U18
Nicholas Bell, Joseph Craft, Ben Noone, Dean Asonitis

Relay - 2x2x400m 3:31.60 Open Louis Stenmark (21), Mason Cohen (23)

Relay - 2x2x400m 4:08.04 U20 Kalan McEvoy (16), Curthis Kingsmill (17)

Relay - 2x2x400m 4:08.04 U18 Kalan McEvoy (16), Curthis Kingsmill (17)

Relay 2x2x400m 4:34.09 M80+ Miles Wilson (45), David Thebridge (43)

Relay 2x2x400m 4:45.16 M100+ Brad Sharpe (58), Nathan Shute (46)

Relay - 2x100m 21.45 Open Ashley McMahon (41), Elijah Williams (21)

Mixed 24 hour relay 390.4km Open Michael Lyons, James Swadling, James Spink, Marty Doak, Evelyn Stevenson (40), Mitchell Lloyd, Vanessa Rathborne, Tom Gleeson (17), Jane Miles (20), Cameron Peterson, Caleb Wegener (21), Mick Donnelly (45), Les Gillies (55), Angus Stewart (41), Renee Vandenberg (17)

Relay - 4 x 1500m Walk 28:55.76 Open Jay Felton (22), Steve Washburn (23), Martin Leerberg (14), Stephanie Grujoski (20)

Relay - 4 x High Jump 7.90m Open Peter Banks (25), Ian Garrett (26), Michael Hamlyn-Harris (20), Adrian Basche (22)

Relay - 4 x High Jump 7.30m U18 Chris Gale (15), Luke Russell (17), Luke McSpeerin (16), Robert Murphy (16)

Relay - 4 x Pole Vault 14.10m Open Ian Garrett (26), Peter Banks (25), Clay Tompkins (43), Adrian Basche (22)

Relay - 4 x Long Jump 27.06m Open Peter Banks (25), Ian Garrett (26), Tim Gledhill (20), Antonio Seremet (18)

Relay - 4 x Long Jump 24.78m U18 Alec Diamond (17), Matthew Crowe (17), Aaron Jeffrey (17), Paul Salem (17)

Relay - 4 x Long Jump 17.92m U14 Matthew Crowe (11), Will Richardson (12), Edward Trippas (10), Calvin Goesler (12)

Relay - 4 x Shot Put 53.93m Open Paul Crowe (33), Pavel Pankuch (33), Jon Harwood (26), Warren Jones (28)

Relay - 4 x Shot Put 49.01m U14 Matthew Butler (13), Stuart Downie (13), Riley Hemsworth (13), Maxi Zihlmann (12)

Relay - 4 x Shot Put 51.24m U18 Robert Murphy (17), Warren Jones (17), Peter Elvy (17), Chris Gale (16)

Relay - 4 x Shot Put 41.65m M120+ Andrew Watson (42), Andrew Kohlrusch (46), James Fitzgerald (41), Warren Jones (31)

Relay - 4 x Shot Put 41.65m M160+ Andrew Watson (42), Andrew Kohlrusch (46), James Fitzgerald (41), Warren Jones (31)

Relay - 4 x Shot Put 31.00m M200+ Bart Steanes (55), Warren Jones (39), Douglas Barrett (66), Peter Douglas (65)

Relay - 4 x Shot Put 29.81m M240+ Nick Bastas (80), Michael Johnson (82), Zoran Novicic (58), Terrance Carter (61)

Relay - 4 x Discus 156.04m Open Liam Speers (24), Alec Diamond (19), William Brown (20), Tim Heyes (19)

Relay - 4 x Discus 167.10m U18 Will Brown (17), Jack Maguire (15), Ellington Steanes (15), Tim Heyes (16)

Relay - 4 x Discus 132.15m U14 Matthew Butler (13), Stuart Downie (13), Riley Hemsworth (13), Kyle Fisher (13)

Relay - 4 x Hammer 198.12m Open William Brown (22),

Timothy Heyes (21), Lachlan Antoinette (18), Tylor Hunn (22)

Relay - 4 x Hammer 123.42m U18 Robert Murphy (16), Warren Jones (16), Andrew Lukas (17), Chris Gale (15)

Relay - 4 x Hammer 107.12m 120+ Warren Jones (39). Ryan Dowling (40), Bart Steanes (55), Nick Bastas (81)

Relay - 4 x Hammer 107.12m 160+ Warren Jones (39). Ryan Dowling (40), Bart Steanes (55), Nick Bastas (81)

Relay - 4 x Hammer 107.12m 200+ Warren Jones (39). Ryan Dowling (40), Bart Steanes (55), Nick Bastas (81)

Relay - 4 x Javelin 189.12m Open Anthony Camilleri (23), Chris Dyce (20), John Kay (49), Oliver Holland (19)

Relay - 4 x Javelin 168.56m U18 James McFadden (17), Jaden Clark (16), Charles Seppelt (17), Tyler Monaghan (16)

Relay - 4 x Javelin 122.82m M120+ Ashley McMahon (42), Mark Cepak (58), Ryan Dowling (38) Zoran Novicic (57)

Relay - 4 x Javelin 122.82m M160+ Ashley McMahon (42), Mark Cepak (58), Ryan Dowling (38) Zoran Novicic (57)

Relay - 4 x Javelin 86.12m M200+ Nick Bastas (81), Mark Cepak (60), Bart Steanes (54), Trevor Young (61)

Relay - 4 x Javelin 86.12m M240+ Nick Bastas (81), Mark Cepak (60), Bart Steanes (54), Trevor Young (61)

UTS Northern Suburbs Athletic Club Track & Field Indoor Records as at 3 August 2016

Event	Performance	Age Group	Athlete/s (age)
-------	-------------	-----------	-----------------

WOMEN

60m	7.5h	Open	Thalia Amanakis (22)
60m	7.5h	U23	Thalia Amanakis (22)
60m	8.06	U20	Madison Gipson (19)
60m	7.94	W40	Monique Perry (44)
60m	8.91	W45	Janet Naylor (45)
60m	9.53	W50	Janet Naylor (50)

200m	25.68	Open	Madison Gipson (19)
200m	25.68	U20	Madison Gipson (19)
200m	26.68	W40	Monique Perry (44)
200m	25.85	W45	Marie Kay (48)

400m	54.54	Open	Carley Thomas (20)
400m	54.54	U23	Carley Thomas (20)
400m	56.99	W45	Marie Kay (48)
400m	1.02.96	W50	Marie Kay (50)

800m	2:02.05	Open	Carley Thomas (20)
800m	2:02.05	U23	Carley Thomas (20)
800m	2:46.78	W50	Marie Kay (50)
800m	2:42.69	W55	Deborah Drennan (57)
800m	2:48.23	W60	Deborah Drennan (60)
1500m	5:44.38	W55	Deborah Drennan (58)
1500m	5:49.57	W60	Deborah Drennan (60)

Mile	5:07.58	Open	Antonia Howard (19)
Mile	5:11.01	U23	Charlotte Wilson (21)
Mile	5:07.58	U20	Antonia Howard (19)
3000m	9:53.06	Open	Charlotte Wilson (22)
3000m	9:53.06	U23	Charlotte Wilson (22)
3000m	10:12.68	U20	Sarah Marvin (19)
5000m	17:06.11	Open	Charlotte Wilson (22)
5000m	17:06.11	U23	Charlotte Wilson (22)

60m Hurdles - 0.840m	8.60	Open	Madison Gipson (20)
60m Hurdles - 0.840m	8.60	Open	Madison Gipson (20)
60m Hurdles - 0.762m	10.35	W40	Jacqueline Bezuidenhout (41)
60m Hurdles - 0.762m	9.55	W50	Marie Kay (50)
Long Jump	5.57m	Open	Marie Kay (48)
Long Jump	5.50m	U23	Jacinta Fisher (21)
Long Jump	4.74m	W40	Jacqueline Bezuidenhout (41)
Long Jump	5.57m	W45	Marie Kay (48)
Long Jump	5.16m	W50	Marie Kay (50)
High Jump	1.51m	W50	Marie Kay (50)
Triple Jump	11.85m	Open	Jacinta Fisher (20)
Triple Jump	11.85m	U23	Jacinta Fisher (20)
Shot Put 4kg	10.93m	Open	Caroline Layt (48)
Shot Put 4kg	9.72m	W40	Caroline Layt (44)

Shot Put 4kg 10.93m W45 Caroline Layt (48)
 Shot Put 3kg 12.30m W50 Marie Kay (50)
 Shot Put - 3kg 10.79m W55 Caroline Layt (55)

Weight Throw - 9.08kg 11.29m W40 Caroline Layt (44)
 Weight Throw - 9.08kg 11.67m W45 Caroline Layt (48)
 Weight Throw - 7.26kg 12.24m W55 Caroline Layt (55)

Heavy Weight Throw - 35lb 7.24m W45 Maria Cimino (48)
 Heavy Weight Throw - 25lb 8.63m W55 Caroline Layt (55)

Indoor Pentathlon - 60H, HJ, SP, LJ, 800m

Indoor Pentathlon 4906 Pts W50 Marie Kay (50)

Relay - 4 x 200m 1.49.98 Open Jacqueline Bezuidenhout (41),
 Caroline Layt (42), Janet Naylor (41), Marie Kay (48)

MEN

60m 7.04 Open Phil Krok (21)
 60m 7.04 U23 Phil Krok (21)
 60m 7.38 M35 Ashley McMahon (38)
 60m 7.38 M35 Ashley McMahon (38)
 60m 7.08 M40 Ashley McMahon (43)
 60m 8.73 M60 Victor Ramondetta (62)

200m 22.11 Open Phil Krok (21)
 200m 22.11 U23 Phil Krok (21)
 200m 23.70 M35 Ashley McMahon (39)
 200m 23.53 M40 Ashley McMahon (41)
 200m 28.76 M60 Victor Ramondetta (62)

400m 47.78 Open Louis Stenmark (21)
 400m 47.78 U23 Louis Stenmark (21)
 400m 53:32 M40 Ashley McMahon (41)
 400m 1:05.96 M60 Victor Ramondetta (62)

600m 1:17.59 Open Louis Stenmark (21)

800m 1:56.83 Open Will Austin-Cray (20)

800m 1:56.83 U23 Will Austin-Cray (20)

800m 2:16.28 M50 Stuart Paterson (51)

800m 2:22.03 M55 Bradley Sharpe (56)

1500m 4:41.99 Open Stuart Paterson (53)

1500m 4:41.99 M50 Stuart Paterson (53)

1500m 4:56.21 M55 Bradley Sharpe (56)

Shot Put - 7.26kg 10.89m M35 Ryan Dowling (39)

Shot Put - 6kg 8.51m M55 Andrew Wilson (57)

Shot Put - 5kg 4.75m M65 Bob Jones (68)

Shot Put - 4kg 9.15m M70 Robert Archer (73)

Weight Throw - 15.88kg 9.90m M35 Warren Jones (38)

Weight Throw - 11.34kg 8.38m M55 Andrew Wilson (57)

Weight Throw - 9.08kg 5.23m M65 Bob Jones (68)

Heavy Weight Throw - 56lb 5.98m M35 Warren Jones (38)

Heavy Weight Throw - 56lb 4.26m M55 Andrew Wilson (57)

Heavy Weight Throw - 45lb 2.48m M65 Bob Jones (68)

UTS Northern Suburbs Athletic Club Out of Stadium Best on Record

Event Performance Athlete/s (age)

WOMEN

Cross Country

1.5km Cross Country 5:20 U12 Hannah Cerezo (11)

2km Cross Country 6:39 Open Ashley Mason (12)

2km Cross Country 6:39 U20 Ashley Mason (12)

2km Cross Country 6:39 U18 Ashley Mason (12)

2km Cross Country 6:39 U16 Ashley Mason (12)

2km Cross Country 6:39 U14 Ashley Mason (12)

2km Cross Country 6:39 U13 Ashley Mason (12)

2km Cross Country 7:30 U12 Rebecca Terry (10)

2km Cross Country 7:56 W30 Rebecca Gibbs (31)

2km Cross Country	9:05	W40	Joanna Davis (41)	4km Cross Country	18:22	U13	Rebecca Terry (11)
2km Cross Country	9:59	W45	Nancy Lloyd (49)	4km Cross Country	18:22	U12	Rebecca Terry (11)
2km Cross Country	12:39	W50	Jennifer Crockart (53)	4km Cross Country	14:50	W30	Mary Fien (34)
2km Cross Country (57)	8:42	W55	Deborah Drennan	4km Cross Country	14:23	W35	Stacey Quitzau (38)
2km Cross Country (60)	8:56	W60	Deborah Drennan	4km Cross Country	15:45	W40	Anne Forbes (40)
2km Cross Country	12:51	W65	Dorothy Kass (66)	4km Cross Country (54)	17:17	W50	Deborah Drennan
2km Cross Country	10:52	W70	Lesley Eller (70)	4km Cross Country (55)	17:40	W55	Deborah Drennan
2.5km Cross Country	8:33	Open	Emily Hopper (16)	4km Cross Country (60)	17:55	W60	Deborah Drennan
2.5km Cross Country	8:33	U20	Emily Hopper (16)	4km Cross Country	26:54	W65	Dorothy Kass (66)
2.5km Cross Country	8:33	U18	Emily Hopper (16)				
2.5km Cross Country (14)	8:51	U16	Annabel McDermott	5km Cross Country	17:45	Open	Lucy Starrat (18)
2.5km Cross Country	9:22	U14	Emily Augustine (13)	5km Cross Country	18:30	U23	Kasey Mumby (22)
2.5km Cross Country	10:29	U12	Molly Quoyale (11)	5km Cross Country	17:45	U20	Lucy Starrat (18)
2.5km Cross Country	13:37	W55	Susan Rilen (55)	5km Cross Country	19:55	U18	Emily Augustine (15)
2.5km Cross Country	16:34	W60	Dorothy Kass (60)	5km Cross Country	19:55	U16	Emily Augustine (15)
2.5km Cross Country	18:11	W65	Dorothy Kass (65)	5km Cross Country (13)	22:06	U14	Abigail Johnstone
3km Cross Country	9:40	Open	Emily Hopper (16)	5km Cross Country	20:08	W30	Mary Fien (32)
3km Cross Country	9:40	U20	Emily Hopper (16)	5km Cross Country	18:58	W35	Stacey Quitzau (35)
3km Cross Country	9:40	U18	Emily Hopper (16)	5km Cross Country	18:54	W40	Anne Forbes (40)
3km Cross Country	10:21	U16	Hannan Cerezo (14)	5km Cross Country	20:32	W45	Jo Cowan (48)
3km Cross Country	10:36	U14	Olivia Dooley (13)	5km Cross Country (54)	23:27	W50	Deborah Drennan
3km Cross Country	11:05	U13	Ruby Hackett (12)	5km Cross Country (57)	23:45	W55	Deborah Drennan
3km Cross Country	12:25	U12	Nicola Christou (11)	5km Cross Country (60)	23:05	W60	Deborah Drennan
3km Cross Country	16:57	W45	Dorothea Kass (49)				
3km Cross Country	21:11	W55	Anne Dorey				
4km Cross Country	13:06	Open	Abigail Regan (23)	6km Cross Country	21:14	Open	Lena Yali
4km Cross Country	13:26	U23	Eliza Sttewart (20)	6km Cross Country (21)	22:30	U23	Isabella Thornton-Bott
4km Cross Country	13:25	U20	Lucy Starrat (18)	6km Cross Country	21:37	U20	Abbey Rockliff (18)
4km Cross Country (17)	13:28	U18	Annabel McDermott	6km Cross Country	22:24	U18	Imogen Gardiner (17)
4km Cross Country (16)	14:19	U17	Annabel McDermott	6km Cross Country	22:20	W40	Anne Forbes (40)
4km Cross Country	14:24	U16	Hannah Cerezo (14)	6km Cross Country (55)	28:34	W55	Deborah Drennan
4km Cross Country	14:24	U15	Hannah Cerezo (14)	6km Cross Country (62)	29:01	W60	Deborah Drennan
4km Cross Country	15:30	U14	Hannah Cerezo (13)				

6.2km Cross Country	22:47	Open	Eliza Stewart (22)	4x3km Cross Country Relay 44:38	U16	Abigail Johnstone (15), Hannah Cerezo (14), Nicola Christou (11), Rosie Fordham
6.2km Cross Country	22:47	U23	Eliza Stewart (22)			
7km Cross Country	26:11	Open	Sarah Marvin (20)	4x4km Cross Country Relay 56:02	Open	Abigail Regan (23), Charlotte Wilson (21), Brittany Pembroke (19), Lucy Starrat (25)
7km Cross Country	26:11	U23	Sarah Marvin (20)	4x4km Cross Country Relay 1:04:47	U20	Sara Rathborne, Ruby Hackett (13), Erin Smithson (17), Ashley Mason (13)
7km Cross Country	31:26	U20	Holly Ratajec (19)	4x4km Cross Country Relay 1:04:47	U18	Sara Rathborne, Ruby Hackett (13), Erin Smithson (17), Ashley Mason (13)
7km Cross Country	32:23	U18	Nicola Christou (13)	4x4km Cross Country Relay 1:10:04	U16	Tracy Morton (14), Elle Farrington (14), Katie Furniss (14), Penny Burdikin
7km Cross Country	32:23	U17	Nicola Christou (13)	4x4km Cross Country Relay 1:23:43	W45	Susan Rilen (50), Robyn Suttor (48), Fiona McGregor, Christine Shorter (53)
7km Cross Country	32:23	U16	Nicola Christou (13)	4x4km Cross Country Relay 1:29:05	W55	Susan Rilen (56), Christine Shorter (59), Deborah Drennan (55), Dorothy Kass (59)
7km Cross Country	32:23	U15	Nicola Christou (13)	4x4km Cross Country Relay 1:34:39	W60	Deborah Drennan (61), Maragret Thomas (63), Jan Swinhoe (62), Ann Swinbourne (62)
7km Cross Country	32:23	U14	Nicola Christou (13)			
7.5km Cross Country	28:34	Open	Eliza Stewart (25)			
7.5km Cross Country	33:01	U23	Claudia White (22)			
7.5km Cross Country	33:42	W30	Rebecca Gibbs (31)			
8km Cross Country	26:21	Open	Emily Heskelow (19)	3x4km Cross Country Relay 46:13	Open	Jo Cowan (49), Jane Miles (21), Phillipa Boss
8km Cross Country	27:16	U23	Eliza Stewart (22)	3x4km Cross Country Relay 49:44	W20	Greta McNiven (16), Renee Vandenberg (1), Rebecca Sindell
8km Cross Country	26:21	U20	Emily Heskelow (19)	3x4km Cross Country Relay 49:13	W35	Evelyn Stevenson (41), Nancy Bodikian (44), Jo Cowan (48)
8km Cross Country	34:24	U18	Greta McNiven (16)	3x4km Cross Country Relay 1:17.08	W45	Anne Dorey, Dorothy Kass (49), Nancy Lloyd (49)
8km Cross Country	32:30	W30	Stacey Quitzau (38)	3x4km Cross Country Relay 1:06.10	W55	Maureen Cadogen, Carol Taylor, Dawn Shaw
8km Cross Country	31:02	W40	Anne Forbes (41)			
8km Cross Country	33:29	W45	Jo Cowan (48)			
8km Cross Country	26:15	W60	Ann Swinbourn (61)			
10km Cross Country	36:18	Open	Elise Gallen (23)	Mountain Running		
10km Cross Country	39:44	U23	Elise Gallen (22)	8km Mountain Run 44.51	Open	Mary Fien (34)
10km Cross Country	52:03	U20	Libby Augustine (17)	8km Mountain Run 44.51	W30	Mary Fien (34)
10km Cross Country	52:03	U18	Libby Augustine (17)	10km Mountain Run	1:05:00.0	Open Kate Hobbs (19)
10km Cross Country	45:12	W30	Rebecca Gibbs (31)	10km Mountain Run	1:05:48	U23 Kate Hobbs (20)
				10km Mountain Run	1:05:00.0	U20 Kate Hobbs (19)
4x2km Cross Country Relay 28:53	U14	Ruby Hackett (12), Elle Farrington (13), Katie Furniss (13), Ashley Mason (12)				
4x2km Cross Country Relay 31:29	U12	Rebecca Terry (10), Jacinta Metcalf (11), Elise Brennan (11), Ashlie Edwards (11)				
4x3km Cross Country Relay 41:00	U20	Isabella Thornton-Bott (19), Sarah Reece (17), Emma Baptiste (18), Sarah McDermott (17)				
4x3km Cross Country Relay 43:59	U18	Annabel McDermott (15), Natalie Norris (14), Emily Hopper (16), Emily Augustine (17)				

Road

2km Road Race	6.34	Open	Emily Hopper (16)
2km Road Race	6.34	U20	Emily Hopper (16)
2km Road Race	6.34	U18	Emily Hopper (16)
2km Road Race	6:48	U16	Ruby Hackett (13)
2km Road Race	6:48	U14	Ruby Hackett (13)

2km Road Race	7:28	U12	Charlotte O'Dowd (11)	7km Road Race	28:07	W30	Marina Delahunty
2km Road Race	7:29	W30	Rebecca Gibbs (31)	7km Road Race	31:52	U18	Abby Lander (17)
2km Road Race	7:52	W50	Stacey Quitzau (51)				
2km Road Race	9:00	W55	Deborah Drennan (58)	8km Road Race	29:09.88	Open	Kasey Mumby (22)
2km Road Race	11:23	W60	Dorothy Kass (60)	8km Road Race	29:09.88	U23	Kasey Mumby (22)
2km Road Race	15:44	W65	Nancy Lloyd (67)	8km Road Race	32:17h	U20	Emily Heskelow (19)
				8km Road Race	33:47h	W30	Rebecca Gibbs (31)
2.5km Road Race	9:15	U14	Hannah Cerezo (12)	8km Road Race	35:01h	W60	Ann Swinbourne (61)
2.5km Road Race	9:58	U12	Molly Quoye (10)				
				10km Road Race	33.14	Open	Mary Fien (35)
3km Road Race	10:40	U16	Ruby Hackett (13)	10km Road Race	34.27	U23	Eliza Stewart (22)
3km Road Race	10:40	U14	Ruby Hackett (13)	10km Road Race	34:29	U20	Annabel McDermott (17)
				10km Road Race	34:29	U18	Annabel McDermott (17)
4km Road Race	13:41	Open	Else Gallen (23)	10km Road Race	44:02	U17	Sara Rathborne (14)
4km Road Race	13:52	U23	Isabella Thornton-Bott (21)	10km Road Race	44:02	U16	Sara Rathborne (14)
4km Road Race	13:44	U20	Abbey Rockliff (17)	10km Road Race	44:02	U15	Sara Rathborne (14)
4km Road Race	13:44	U18	Abbey Rockliff (17)	10km Road Race	46:33.99	U14	Nicola Christou (12)
4km Road Race	14:44	U16	Hannah Cerezo (13)	10km Road Race	46:33.99	U13	Nicola Christou (12)
4km Road Race	14:44	U14	Hannah Cerezo (13)	10km Road Race	33.14	W35	Mary Fien (35)
4km Road Race	15:38	W35	Mary Fien (39)	10km Road Race	36:40	W40	Anne Forbes (42)
4km Road Race	15:18	W40	Evelyn Stevenson (41)	10km Road Race	40:44	W45	Jo Cowan (48)
4km Road Race	14:51	W45	Jo Cowan (47)	10km Road Race	49:31	W50	Deborah Drennan (54)
4km Road Race	16:36	W50	Stacey Quitzau (51)	10km Road Race	47:45:00	W55	Deborah Drennan (58)
4km Road Race	17:34	W55	Deborah Drennan (56)	10km Road Race	50:09	W60	Deborah Drennan (61)
4km Road Race	17:50	W60	Deborah Drennan (60)				
4km Road Race	26:37	W65	Dorothy Kass (66)	14km City to Surf	51:05	Open	Else Gallen (23)
5km Road Race	15:59	Open	Trychelle Kingdom (25)	15km Road Race	57.03	Open	Trychelle Kingdom (24)
5km Road Race	17:06	U20	Imogen Gardiner (18)	15km Road Race	59:10s	U23	Jane Miles (20)
5km Road Race	17:07	U18	Sarah Reece (17)				
5km Road Race	17:29	U16	Sarah Baker (15)	Half Marathon	1:15.56	Open	Eliza Stewart (20)
5km Road Race	19.48	U14	Sara Rathborne (13)	Half Marathon	1:15.56	U23	Eliza Stewart (20)
5km Road Race	17:59	W35	Anne Forbes (39)	Half Marathon	1:17.51	W30	Mary Fien (34)
5km Road Race	18:08	W40	Anne Forbes (42)	Half Marathon	1:37.58	W35	Clara Vucetic
5km Road Race	25:31	W45	Kim Wilson (47)	Half Marathon	1:32.22	W40	Evelyn Stevenson (40)
5km Road Race	27:11	W50	Stacey Quitzau (52)	Half Marathon	1:27.22	W45	Dianne Aitken (47)
5km Road Race	23:38	W60	Maureen Cadogen	Half Marathon	2:15:39	W50	Nancy Lloyd (53)
6km Road Race	22:37	U20	Jessica Boyd (18)	Marathon2:50.00	Open	Elizabeth Richards	
				Marathon3:11.42	W40	Diane Aitken (44)	

Marathon 3:25.15 W45 Diane Aitken (45)

			10km Road Walk	50.04	Open	Fiona Alldis (19)
4x2km Road Relay 28:16	U18	Emily Hopper (16), Emma Baptiste (15), Eliza Wollett (14), Emily Augustine (17)	10km Road Walk	50.04	U20	Fiona Alldis (19)
			10km Road Walk	1:09.10.0h	W40	Suzanne Brown (42)
4x2km Road Relay 28:46	U14	Ruby Hackett (13), Katie Furniss (13), Elle Farrington (13), Ashley Mason (13)				
			10km Road Walk	1:10:03	W45	Suzanne Brown (47)
4x3km Road Relay 47:09	U18	Elle Farrington (12), Katrina Panazzola, Ruby Hackett (12), Ashley Mason (12)	10km Road Walk	1:05.56	W50	Nancy Lloyd (53)
			10km Road Walk	1:12:48	W55	Nancy Lloyd (56)
4x3km Road Relay 47:09	U16	Elle Farrington (12), Katrina Panazzola, Ruby Hackett (12), Ashley Mason (12)	10km Road Walk	1:10:39	W60	Antoinette Woodward (62)
			15km Road Walk	1:53:50	W40	Suzanne Brown (44)
4x4km Road Relay 55:42	Open	Else Gallen (24), Abbey Rockliff (17), Sara McDermott (18), Isabella Thornton-Bott (20)	15km Road Walk	1:44:30	W45	Nancy Lloyd (49)
			15km Road Walk	1:39.05	W50	Nancy Lloyd (53)
4x4km Road Relay 1:01:25	W20	Jessica Boyd (19), Penny Burdekin, Elle Farrington (13), Ruby Hackett (13)				
4x4km Road Relay 1:17:39	W45	Susan Rilen (52), Suzanne Kemp (52), Jane Godbold (53), Deborah Drennan (51)	10mile Road Walk	1:29.37	Open	Fiona Alldis (19)
			10mile Road Walk	1:29.37	U20	Fiona Alldis (19)
4x4km Road Relay 1:21:43	W55	Deborah Drennan (55), Susan Rilen (56), Christine Shorter (59), Margaret Thomas (57)				
4x4km Road Relay 1:26:27	W60	Deborah Drennan (61), Margaret Thomas (63), Jan Swinhoe (52), Dorothy Kass (65)	20km Road Walk	1:46.13	Open	Fiona Alldis (19)
			20km Road Walk	1:46.13	U20	Fiona Alldis (19)
			20km Road Walk	2:25.23	W40	Suzanne Brown (40)
3x4km Road Relay 46:14	Open	Jo Cowan (47), Jane Miles (21), Phillipa Boss	20km Road Walk	2:26.23	W50	Nancy Lloyd (52)
3x4km Road Relay 46:36	W20	Edwina McDonald, Renee Vandenberg (18), Greta McNiven (16)				
3x4km Road Relay 46:58	W45	Evelyn Stevenson (41), Nancy Bodikan (44), Jo Cowan (48)				
4x5km Road Relay 1:15.46	Open	Lena Yali, Brooke Caruana, Ruth Darling, Belinda Fry				
50km Road Relay 3:23.21	Open	Alice Tancred (5km), Sara Rathborne (10km), Rosie Tancred (5km), Jane Miles (15km), Greta McNiven (5km), Evelyn Stevenson (10km)				

Walks

2km Road Walk	9:40	U14	Eliza DeLaine (13)
5km Road Walk	30.21	W40	Suzanne Brown (43)
5km Road Walk	34:21	W45	Carmel Parker (49)
5km Road Walk	32:40	W50	Carmel Parker (52)
5km Road Walk	33:18	W55	Nancy Lloyd (56)
5km Road Walk	34:05	W60	Antoinette Woodward (63)

MEN

Cross Country

1km Cross Country	3:11	M55	Brad Sharpe (55)
1.5km Cross Country	5.39	U12	Trent Morton (10)
2km Cross Country	6:19	Open	Leo Peterson (26)
2km Cross Country	6:21	U23	Nick Walker (21)
2km Cross Country	6:30	U20	Cooper Phillips (13)
2km Cross Country	6:30	U18	Cooper Phillips (13)
2km Cross Country	6:30	U16	Cooper Phillips (13)
2km Cross Country	6:30	U14	Cooper Phillips (13)
2km Cross Country	7:10	U12	William Maffey (11)
2km Cross Country	11:06	M10	Benjamin Chamberlain

2km Cross Country	8:16	M35	Ryan Dowling (38)	4km Cross Country	14:00	U15	Jacob Magner (14)
2km Cross Country	8:12	M40	Andy West (44)	4km Cross Country	14:09	U14	Elliot Metcalf (13)
2km Cross Country	7:08	M50	Bradley Sharpe (54)	4km Cross Country	16:01	U13	Xavier Anderson (11)
				4km Cross Country	16:01	U12	Xavier Anderson (11)
2km Cross Country	7:00	M55	Leslie Gillies (56)	4km Cross Country	12:14	M30	Frazer Dowling (33)
2km Cross Country	7:11	M60	Bradley Sharpe (60)				
				4km Cross Country	12:40.88	M35	Mick Donnelly (38)
2km Cross Country	10:15	M65	David Archbold (65)	4km Cross Country (42)	13:40	M40	Connor Delahunty
2km Cross Country	14:59	M70	Leslie Gillies (72)	4km Cross Country	13:58	M45	Stuart Paterson (48)
2km Cross Country	11:49	M75	Charles Hobden (77)	4km Cross Country	13:53	M50	Stuart Paterson (50)
				4km Cross Country	15:15	M55	Paul Trainor (56)
				4km Cross Country	16:25	M60	Geoff Francis (61)
2.5km Cross Country (15)	7.54	Open	Ruairidh MacDonald	4km Cross Country	18:46	M65	Stephen Ball (67)
2.5km Cross Country (15)	7.54	U20	Ruairidh MacDonald	4km Cross Country	21:00	M70	Ron Wills (71)
2.5km Cross Country (15)	7.54	U18	Ruairidh MacDonald	4km Cross Country	22:55	M75	Charles Hobden (76)
2.5km Cross Country (15)	7.54	U16	Ruairidh MacDonald	5km Cross Country	14:57	Open	Ed Goddard (23)
2.5km Cross Country (15)	7.54			5km Cross Country	15:07	U23	Charlie Doherty (21)
				5km Cross Country	15:13	U20	Ed Goddard (19)
2.5km Cross Country	9:26	U14	Will North (13)	5km Cross Country	16:11	U18	Eliot Metcalf (16)
2.5km Cross Country	10:31	U12	Marino Doyle (9)	5km Cross Country	16:11	U17	Eliot Metcalf (16)
2.5km Cross Country	8:53	M30	Frazer Dowling (32)	5km Cross Country	21:04	U16	Duncan Loane (12)
2.5km Cross Country	20:06	M40	James Fitzgerald (41)	5km Cross Country	21:04	U15	Duncan Loane (12)
2.5km Cross Country	10:18	M45	Brett Collett (47)	5km Cross Country	21:04	U14	Duncan Loane (12)
2.5km Cross Country	9:27	M50	Bradley Sharpe (51)	5km Cross Country	21:04	U13	Duncan Loane (12)
2.5km Cross Country	9:44	M55	Bradley Sharpe (55)	5km Cross Country	22:41	M40	Andy West (44)
2.5km Cross Country	12:58	M60	Terrence Carter (60)	5km Cross Country	20:07	M50	Bradley Sharpe (50)
2.5km Cross Country	13:54	M65	David Archbold (66)	5km Cross Country	19:56	M55	Paul Trainor (55)
2.5km Cross Country	15:07	M75	Charles Hobden (75)	5km Cross Country	24:09	M60	Doug Barrett (61)
3km Cross Country	9:38	U18	Elliott Metcalf (13)	5km Cross Country	24:08	M65	Geoff Francis (68)
3km Cross Country	9:38	U16	Elliott Metcalf (13)	5km Cross Country	27:27	M70	Ron Wills (71)
3km Cross Country	9:38	U14	Elliott Metcalf (13)				
3km Cross Country	10:36	U13	Elliott Metcalf (12)	6km Cross Country (15)	18.40	U18	Ruairidh MacDonald
3km Cross Country	13:45	M55	David Archbold (58)	6km Cross Country (15)	18.40	U17	Ruairidh MacDonald
4km Cross Country	11:17	Open	James Connor (21)	6km Cross Country (15)	18.40	U16	Ruairidh MacDonald
4km Cross Country	11:17	U23	James Connor (21)				
4km Cross Country	12:12	U20	Ed Goddard (19)	6km Cross Country 31:15	M65		Doug Barrett (65)
4km Cross Country	12:46	U18	Xavier Black (17)	7km Cross Country	22:56	Open	Chad Fowler (28)
4km Cross Country	13:06	U17	Ethan McKenzie (15)	7km Cross Country	24:16	M20	Nick Bromley (19)
4km Cross Country	13:06	U16	Ethan McKenzie (15)	7km Cross Country	25:54	M35	Ray Wareham

7km Cross Country	29:59	M40	Angus Stewart (40)	10km Cross Country	29:29	U23	Laurie Toogood (22)
7km Cross Country	26:41	M45	Stuart Paterson (45)	10km Cross Country	32:54	U20	Will Keir (19)
7km Cross Country	29:18	M55	Les Gillies (55)	10km Cross Country	39:44	U18	Kyle Walsh (17)
7km Cross Country	30:57	M60	Geoff Francis (60)	10km Cross Country	43:17	U16	Duncan Loane (13)
7.5km Cross Country	23:04	Open	Ed Goddard (21)				
7.5km Cross Country	23:04	U23	Ed Goddard (21)	10km Cross Country	43:17	U14	Duncan Loane (13)
7.5km Cross Country	27:57	U20	Nicholas Walker (19)	10km Cross Country	30:44	M30	John Farrington (31)
7.5km Cross Country	27:34	M30	Frazer Dowling (31)	10km Cross Country	36:29	M35	David Costello (37)
7.5km Cross Country	26:47	M35	David Costello (38)	10km Cross Country	36:10.6	M40	Stuart Paterson (41)
7.5km Cross Country (42)	29:11	M40	Connor Delahunty	10km Cross Country	37:00	M50	Jim Seymon (54)
7.5km Cross Country	31:26	M45	Bradley Sharpe (49)	10km Cross Country	33:17	M55	Jim Seymon (56)
7.5km Cross Country	30:57	M50	Stephen Ball (50)	10km Cross Country	41:26	M60	Jim Seymon (60)
7.5km Cross Country	38:50	M55	David Archbold (58)				
7.5km Cross Country	33:36	M60	Geoff Francis (62)	12km Cross Country (42)	37.20	Open	Connor Delahunty
7.5km Cross Country	40:26	M65	Doug Barrett (66)	12km Cross Country	38:57	U23	James Connor (21)
8km Cross Country	24:41	Open	Alex Pettigrew (18)				
8km Cross Country	26:37	U23	Ed Goddard (20)	12km Cross Country	46:44	M30	Martin Doak (30)
8km Cross Country	24:41	U20	Alex Pettigrew (18)	12km Cross Country	48:00	M35	Angus Stewart (35)
8km Cross Country	31:05	U18	Elliot Metcalf (14)				
8km Cross Country	31:05	U16	Elliot Metcalf (14)	12km Cross Country (42)	37.20	M40	Connor Delahunty
8km Cross Country	33:58	U14	Elliot Metcalf (13)	12km Cross Country	45:46	M45	Stuart Paterson (49)
8km Cross Country	30:06	M30	Angus Stewart (34)	12km Cross Country	48:40	M50	Stuart Paterson (51)
8km Cross Country	27:00	M35	Stuart Paterson (39)	12km Cross Country	49:15	M55	Jim Seymon (59)
8km Cross Country	28:36	M40	Stuart Paterson (44)				
8km Cross Country	29:49	M45	Stuart Paterson (49)	12.5km Cross Country	45.37	Open	Ryan Cantwell (29)
8km Cross Country	30:12	M50	Stephen Ball (50)				
8km Cross Country	33:23	M55	Stephen Ball (58)	10 miles Cross Country	50:24	Open	Laurie Toogood (20)
8km Cross Country	36:07	M60	Geoff Francis (61)	10 miles Cross country	51:24	U23	Laurie Toogood (22)
8km Cross Country	'42:07	M65	Geoff Francis (67)				
5 miles Cross Country	25:23	Open	Laurie Toogood (19)	20km Cross Country	1:01.20	Open	John Farrington (27)
8.5km Cross Country	32:49	Open	Matthew Rando (20)	4x2km Cross Country Relay 29:57	U14	UTS Northern Sub-urbs	
8.5km Cross Country	32:49	U23	Matthew Rando (20)	4x2km Cross Country Relay 30:30	U12	William Maffey (11), Charlie East (11), Finlay Ekins (10), Robert Moore (11)	
8.5km Cross Country	39:01	M45	Bradley Sharpe (46)	4x3km Cross Country Relay 42:39	U20	Max Mahon (19), Simon Magner (15), Jacod Magner (13), Martin Leerberg (16)	
8.5km Cross Country	37:26	M50	Stephen Ball (54)	4x3km Cross Country Relay 42:55	U18	Benjamin Mackay (16), Oliver Moore (16), Elliot Metcalf (14), Fergus Whelan (15)	
9km Cross Country	35:34	M50	Stephen Ball (50)	4x3km Cross Country Relay 44:40	U16	Elliot Metcalf (13), Jack Mills (14), Monte Prendeville (14), April Brennan (13)	
10km Cross Country	29:29	Open	Laurie Toogood (22)				

4x4km Cross Country Relay 47:28	Open	Adrian Plummer (25), Ruairidh MacDonald (22), Matthew Cox (26), Ed Goddard (19)	2km Road Race 6:55	M50	Bradley Sharpe (51)
4x4km Cross Country Relay 57:09	U20	Matthew Rando (19), Andrew Brazier (16), Jordan Smith (17), Alastair Thomson	2km Road Race 7:03	M55	Bradley Sharpe (55)
4x4km Cross Country Relay 1:03.48	M35	Angus Stewart (41), James Zhang, Bernard Kellerman, Peter Hampshire (47)	2km Road Race 7:39	M60	Bradley Sharpe (60)
4x4km Cross Country Relay 59:13	M45	Steve Ball (48), Velko Gavran, Stuart Paterson (46), Mick Donnelly (46)	2km Road Race 10:34	M65	David Archbold (65)
4x4km Cross Country Relay 1:09.18	M55	Les Gillies (55), David Archbold (56), Liam Cadogen, Geoff Francis (60)	2.5km Road Race 9:10	Open	Duncan Loane (13)
			2.5km Road Race 9:10	U14	Duncan Loane (13)
			2 miles Road Race 8:35.8	Open	Laurie Toogood (21)
			3km Road Race 11:37	Open	Ruairidh MacDonald (13)
			3km Road Race 11:37	Open	Ben McKinley (13)
			3km Road Race 11:37	U20	Ruairidh MacDonald (13)
			3km Road Race 11:37	U20	Ben McKinley (13)
			3km Road Race 11:37	U18	Ruairidh MacDonald (13)
			3km Road Race 11:37	U18	Ben McKinley (13)
			3km Road Race 11:37	U17	Ruairidh MacDonald (13)
			3km Road Race 11:37	U17	Ben McKinley (13)
			3km Road Race 11:37	U16	Ruairidh MacDonald (13)
			3km Road Race 11:37	U16	Ben McKinley (13)
			3km Road Race 11:37	U15	Ruairidh MacDonald (13)
			3km Road Race 11:37	U15	Ben McKinley (13)
			3km Road Race 11:37	U14	Ruairidh MacDonald (13)
			3km Road Race 11:37	U14	Ben McKinley (13)
			3km Road Race 13:07	M55	David Archbold (56)
			3km Road Race 14:40	M60	David Archbold (60)

Mountain Running

8km Mountain Run 44:00:00	Open	Ruairidh MacDonald (17)	4km Road Race 11:30	Open	Ed Goddard (21)
8km Mountain Run 44:00:00	U20	Ruairidh MacDonald (17)	4km Road Race 11:30	U23	Ed Goddard (21)
8km Mountain Run 44:00:00	U18	Ruairidh MacDonald (17)	4km Road Race 11:55	U20	Ed Goddard (19)
9.5km Mountain Run 1:00.21	Open	Stuart Paterson (50)	4km Road Race 12:21	U18	Elliot Metcalf (17)
9.5km Mountain Run 1:00.21	M50	Stuart Paterson (50)	4km Road Race 13:24	U16	Elliot Metcalf (15)
10km Mountain Run 1:06.15	Open	Leo Peterson (27)	4km Road Race 15:30	U14	Duncan Loane (12)
11km Mountain Run 46:38.00	Open	Matthew Cox (25)	4km Road Race 16:11	U12	William Maffey (11)
11km Mountain Run 50:30	U23	Ruairidh MacDonald (22)	4km Road Race 12:52	M30	Frazer Dowling (33)
11km Mountain Run 51:09	U20	Ruairidh MacDonald (17)	4km Road Race 12:44	M35	Raymond Wareham
11km Mountain Run 51:09	U18	Ruairidh MacDonald (17)	4km Road Race 14:32	M40	Angus Stewart (43)
12km Mountain Run 52.26	Open	Stuart Paterson (49)	4km Road Race 12:39	M45	Michael Donnelly (45)
12km Mountain Run 52.26	M45	Stuart Paterson (49)	4km Road Race 14:40	M50	Stephen Ball (50)
14km Mountain Run 1:02.01	Open	Will Atkinson (20)	4km Road Race 15:38	M55	Bradley Sharpe (57)
14km Mountain Run 1:02.01	U23	Will Atkinson (20)	4km Road Race 15:28	M60	Geoff Francis (60)
			4km Road Race 18:09	M65	Geoff Francis (68)
			4km Road Race 20:41	M70	Ron Wills (72)

Road

1 Mile Road Race 4.21	Open	Nick Bromley (26)	4km Road Race 12:52	M30	Frazer Dowling (33)
1 Mile Road Race 5.40	M55	Bradley Sharpe (57)	4km Road Race 12:44	M35	Raymond Wareham
2km Road Race 6:15	Open	Jak Bukovsky (18)	4km Road Race 14:32	M40	Angus Stewart (43)
2km Road Race 6:15	U20	Jak Bukovsky (18)	4km Road Race 12:39	M45	Michael Donnelly (45)
2km Road Race 6:41	U18	Elliot Metcalf (14)	4km Road Race 14:40	M50	Stephen Ball (50)
2km Road Race 6:41	U16	Elliot Metcalf (14)	4km Road Race 15:38	M55	Bradley Sharpe (57)
2km Road Race 7:15	U14	William Maffey (12)	4km Road Race 15:28	M60	Geoff Francis (60)
2km Road Race 10:20	U12	Benjamin Chamberlain (9)	4km Road Race 18:09	M65	Geoff Francis (68)
			4km Road Race 20:41	M70	Ron Wills (72)

5km Road Race	14:09	Open	Ed Goddard (23)	10km Road Race	38:00	M55	Jim Seymon (59)
5km Road Race	14:45	U23	Jack Stapleton (22)	10km Road Race	42:52	M60	Geoff Francis (61)
5km Road Race	14:45	U20	Ed Goddard (18)	10km Road Race	45:43	M65	Doug Barrett (67)
5km Road Race	15:12	U18	Simon Magner (17)	14km City to Surf	41:51	Open	Ed Goddard (22))
5km Road Race	15:32	U17	Ethan McKenzie (16)	15km Road Race	43.11	Open	John Farrington (31)
5km Road Race	15:33	U16	Jacob Magner (15)	15km Road Race	53:47	U23	Caleb Wegener (21)
5km Road Race	15:47	U15	Cooper Phillips (14)	15km Road Race	43.11	M30	John Farrington (31)
5km Road Race	16:30	M30	Angus Stewart (31)	15km Road Race	56:14	M45	Michael Donnelly (45)
5km Road Race	15:13.76	M35	Michael Donnelly (38)	15km Road Race	1:15:16	M60	Doug Barrett (61)
5km Road Race	14:36	M40	Stuart Paterson (40)	10 miles	55.38	Open	Stuart Paterson (37)
5km Road Race	17:52	M45	Stuart Paterson (46)	10 miles	55.38	M35	Stuart Paterson (37)
5km Road Race	23.13	M50	Andy West (53)	10 miles	63:24	M55	Jim Seymon (59)
5km Road Race	16:53	M55	Jim Seymon (55)	25km Road Race	1:15.34	Open	John Farrington (30)
5km Road Race	18:25	M60	Russell Dorey	25km Road Race	1:15.34	M30	John Farrington (30)
7km Road Race	25:40	Open	David Costello (38)	30km Road Race	1:31.08	Open	John Farrington (30)
7km Road Race	25:40	M35	David Costello (38)	30km Road Race	1:31.08	M30	John Farrington (30)
7km Road Race	28:45	M55	Bradley Sharpe (56)	Half Marathon	1:02.16	Open	Ed Goddard (23)
8km Road Race	26:20h	Open	Leo Peterson (27)	Half Marathon	1:04.06	U23	Ed Goddard (21)
8km Road Race	29:33	U23	Ruairidh MacDonald (22)	Half Marathon	1:18:49	U20	Gareth Mumby (19)
8km Road Race	27.41	U20	Matthew Rando (19)	Half Marathon	1:03.38	M30	John Farrington (30)
8km Road Race	29:52	U18	Luke McSpeerin (17)	Half Marathon	1:14:40	M35	Raymond Wareham
8km Road Race	31:39	U16	Elliot Metcalf (14)	Half Marathon	1:11:47	M40	Michael Donnelly (40)
8km Road Race	32:01	U14	Elliot Metcalf (12)	Half Marathon	1:28:08	M45	Stuart Paterson (49)
8km Road Race	30:03	M35	Angus Stewart (35)	Half Marathon	1:37:49	M50	Stephen Ball (53)
8km Road Race	34:05	M50	Bradley Sharpe (53)	Half Marathon	1:24.48	M55	Jim Seymon (59)
8km Road Race	36:58	M55	Doug Barrett (58)	Half Marathon	1:23.37	M60	Geoff Francis (61)
8km Road Race	35:32	M60	Doug Barrett (60)	Half Marathon	1:58:31	M65	Geoff Francis (65)
8km Road Race	49:22	M65	Doug Barrett (67)	Marathon	2:11.12.6	Open	John Farrington (31)
10km Road Race	29.45	Open	John Farrington (30)	Marathon	2:52:24	U20	Gareth Mumby (19)
10km Road Race	29:54.68	U23	Ed Goddard (21)	Marathon	2:11.12.6	M30	John Farrington (31)
10km Road Race	31:44	U20	Ed Goddard (19)	Marathon	2:50.45	M35	Raymond Wareham
10km Road Race	35:29	U18	Nick Walker	Marathon	3:22:42	M40	John Kocx (44)
10km Road Race	29.45	M30	John Farrington (30)	Marathon	3:38.04	M45	Velko Gavran
10km Road Race	34:31.31	M35	David Costello (37)	Marathon	3:49:13	M50	Peter Bromley (53)
10km Road Race	32:31	M40	Michael Donnelly (40)	4x3km Road Relay	56:24	U14	Myalls Paterson (12), Tristan Paterson (11), Ruairidh MacDonald (13), David Kass
10km Road Race	36:32	M45	Stuart Paterson (49)				
10km Road Race	38:52	M50	Stephen Ball (52)				

4x4km Road Relay	47:25	Open	Ruairidh MacDonald (22), Ed Goddard (19), Matthew Cox (26), Adrian Plummer (25)	10km Road Walk	1:01:00	M70	Jim Seymon (70)
4x4km Road Relay	52:12	U20	Myalls Paterson (17), Cheyne Egelton (19), Jak Bukavinsky (18), Ruairidh MacDonald (18)	10km Road Walk	1:05:47	M75	Jim Seymon (77)
4x4km Road Relay	1:00:59	M35	Andrew Williams (43), Antony Guest (49), Frazer Dowling (36), Bradley Sharpe (53)	10km Road Walk	1:11:42	M80	Jim Seymon (81)
4x4km Road Relay	55:42	M45	Michael Donnelly (45), Steve Ball (47), Stuart Paterson (46), Geoff Francis (60)	15km Road Walk	1:31:43	Open	Jim Seymon (67)
4x4km Road Relay	1:04:44	M50	Bradley Sharpe (58), Antony Guest (53), Paul Trainor (54), Kim Loane (57)	15km Road Walk	1:31:43	M65	Jim Seymon (67)
4x4km Road Relay	1:08:21	M55	Geoffrey Francis (61), Lesley Gillies (56), David Archbold (57), Russell Dorey	15km Road Walk	1:39:27	M70	Jim Seymon (73)
				15km Road Walk	1:44:27	M75	Jim Seymon (77)
4x5km Road Relay	1:03:59.69	Open	Michael Donnelly (38), Martin Byron (26), Angus Stewart (33), Stuart Paterson (39)	20km Road Walk	1:31:43	Open	Jay Felton (20)
4x5km Road Relay	1:27.05	M35	Jim Seymon (55), David Archbold (47), Alan Nolan (47) Ross Douglas (49)	20km Road Walk	1:31:43	U23	Jay Felton (20)
				20km Road Walk	1:38:15	U20	Jay Felton (19)
				20km Road Walk	2:04:59	M65	Jim Syemon (66)
				20km Road Walk	2:27:54	M75	Jim Seymon (78)
				20km Road Walk	2:47:45	M80	Jim Seymon (80)
100km Road Relay	6:09:08	Open	Martin Doak (10km), Caleb Wegener (15km), Vlad shatrov (10km), Chad Fowler (15km), Stuart Paterson (5km), Mitchell Lloyd (10km), Michael Donnelly (5km), Rhys Hart (15km), Michael Maiers (5km), Nick Walker (10km)	30km Road Walk	2:25:35	Open	Jay Felton (22)
				30km Road Walk	2:25:35	U23	Jay Felton (22)
90 mile Road Relay	8:56.42	Open	David Morris, Chris McLain, John Madox, Nick Walker; Tony Green, Doug Edwards, Brian Preston, James Johnston, Mark Coleman; Peter Hourigan, Colin Dun, Graham Monge, Bob Davidson.	50km Road Walk	4:28.20	Open	Steve Washburn (22)
107.5 mile Walk Relay	18h:24m	Open	Jack Hanman, Ray Reilly, Bill Kirby	50km Road Walk	4:28.20	U23	Steve Washburn (22)

Walks

5km Road Walk	27:53	Open	Cheyne Egelton (16)
5km Road Walk	27:53	U20	Cheyne Egelton (16)
5km Road Walk	27:53	U18	Cheyne Egelton (16)
5km Road Walk	34:29	M60	Robert Connors (62)
5km Road Walk	30:09	M70	Jim Seymon (71)
5km Road Walk	31:07	M75	Jim Seymon (75)
5km Road Walk	36:29	M80	Jim Seymon (81)
10km Road Walk	43:40	Open	Jay Felton (21)
10km Road Walk	43:40	U23	Jay Felton (21)
10km Road Walk	57:11	U18	Cheyne Egleton (16)
10km Road Walk	58:15	M30	Mark Ransom
10km Road Walk	1:13:30	M60	Robert Connors (61)
10km Road Walk	59:13	M65	Jim Seymon (67)

